

# ARKANSAS RAZORBACKS

Associate Communications Director Jeri Thorpe | jthorpe@uark.edu | Cell-479-283-3344

## '16-'17 SCHEDULE

All: 13-11 | SEC: 2-9 | H: 9-6 | A: 2-5 | N: 2-0 | Ranked: 0-2

NOVEMBER (7-0)		W/L	SCORE
3	OKLA. BAPTIST (EXH)	W	79-32
11	SAM HOUSTON STATE	SECN+ W	71-39
13	LOUISIANA-MONROE	- W	92-46
17	SOUTH DAKOTA	SECN+ W	70-67
21	STETSON	SECN+ W	79-62
25	vs. Memphis!	- W	91-61
26	vs. Navy!	- W	70-67
30	at Tulsa	CST W	57-50

### DECEMBER (4-2)

3	TEXAS TECH*	SECN W	66-60
7	BUTLER	SECN+ W	68-50
11	at Missouri State	ESPN3 L	64-62
18	NORTHWESTERN STATE	SECN+ W	65-36
21	ORAL ROBERTS	SECN+ L	70-60
28	HOUSTON BAPTIST	SECN+ W	101-40

### JANUARY (2-6)

1	at Ole Miss*	SECN L	73-64
5	#4/4 MISSISSIPPI STATE*	SECN+ L	59-51
8	LSU *	SECN+ L	53-52
12	at Texas A&M*	SECN+ L	90-65
15	at Alabama*	SECN W	68-50
19	VANDERBILT*	SECN+ W	59-56
23	MISSOURI*	SECN L	60-46
29	at LSU*	SECN L	53-46

### FEBRUARY (0-3)

2	GEORGIA*	SECN+ L	69-66
5	#4 SOUTH CAROLINA*	ESPN2 L	79-49
9	at Florida*	SECN+ L	57-53
12	at Missouri*	SECN	5 p.m.
16	KENTUCKY*	SECN+	7 P.M.
19	at Tennessee*	SECN	2 p.m.
23	at Vanderbilt*	SECN+	7 p.m.
26	AUBURN*	SECN	2 P.M.

### MARCH (0-0)

1-5	SEC Tournament	SECN/ESPNU/ESPN2	TBA
-----	----------------	------------------	-----

! - Nugget Classic (Reno, Nevada)  
 ^ - SEC/Big 12 Challenge (Campus Sites)  
 \* - Southeastern Conference Game  
 All home games played in BWA (19,200)  
 All times central and subject to change.

## SEASON HONORS

### Jessica Jackson

- ▶ Preseason All-SEC First Team selection (Coaches)
- ▶ CollegeSportsMadness.com SEC Player of the Week (Dec. 5)
- ▶ Senior CLASS Award nominee

### Jailyn Mason

- ▶ SEC Freshman of the Week (Nov. 29)
- ▶ SEC Freshman of the Week (Jan. 17)

## GAME 25 | ARKANSAS (13-11 | 2-9 SEC) VS. MISSOURI (16-9 | 6-5 SEC)

### RAZORBACKS

Head Coach: Jimmy Dykes  
 @CoachJimmyDykes  
 At Arkansas: 43-43 (3)  
 Career Record: 43-43 (3)  
 W/L Streak: L5



### SERIES INFO

▶ All Time: Arkansas leads 11-7 | Fayetteville: 6-3 | Columbia: 4-5 | Neutral: 1-0 | Streak: Arkansas L2

▶ <http://es.pn/2jy40ZC> \ SEC Network \ Melissa Lee and Steffi Sorensen

▶ Razorback Sports Network \ PXP: Phil Elson  
 LR - KABZ-FM-103.7 \ Fayetteville - KQSM-FM-92.1 \ Ft. Smith - KFPW-AM-1230/FM-94.5 \ Rogers - KURM-AM-790/FM-100.3

▶ <http://stat.us/b/150294> - live stats

### MISSOURI TIGERS

Coach: Robin Pingeton  
 School Record: 117-98 (7)  
 Career Record: 452-255 (22)  
 W/L Streak: L2



## STORYLINES

### JESSICA JACKSON

- ▶ Single season best 15 consecutive games with double figures (opening game-Miss State)
- ▶ Ranks fourth in career points (1,776), sixth in blocks (129) and seventh in career rebounds (707)
- ▶ Season goal is to shoot more FT (77-111) than 3's (34-106)
- ▶ 95 career games with double figure scoring
- ▶ 25 games with 20+ points (five as a senior)
- ▶ Jessica Jackson ranks 14th in the SEC averaging 14.7 points per game. Jackson also ranks T18 with 6.2 rpg, tied for 12th with 1.5 3-point field goals per game and tied for 12th with 2.7 offensive rebounds per game.
- ▶ Among the NCAA's active leaders Jackson ranks 15th in points (1,759), 15th in field goal attempts (1,515), 25th in scoring average (15.6), 28th in field goals made (601), 28th in free throw attempts (492) and 28th in free throws made (373) - Feb. 7, 2017



### DEFENSE DEFINES US


- ▶ 604 defensive rebounds
- ▶ Holding opponents to .379 from the field
- ▶ Sixteen of 24 opponents below their season shooting average - 10-6 when that happens
- ▶ Held five opponents to less than 30% from the floor including one SEC opponent (LSU) and held Alabama to 30.9% in a win in Tuscaloosa
- ▶ Forced 375 turnovers

### TOUGH SCHEDULE

- ▶ Arkansas faces four nonconference and 14 total opponents who advanced to the postseason last year
- ▶ The Razorbacks defeated the 2016 WNIT Champion South Dakota, who returned all of its starters from a year ago
- ▶ This week in the polls - (AP/USA TODAY): Mississippi State (4/3), South Carolina (6/6), Tennessee (24/25), Texas A&M (RV 22/RV 19), Kentucky (RV 14/-), Missouri (RV 4/-).
- ▶ Plays five of its last nine SEC games on the road (One of six league teams to do so)
- ▶ Plays four of the last six away from BWA (One of two (LSU) league teams to do so)

### NEWCOMERS CONTRIBUTE

- ▶ McDonald's All-American **Aaliyah Wilson** made her collegiate debut against Stetson
- ▶ Even though **Bailey Zimmerman** and **Keiryn Swenson** are sophomores, they are seeing significantly more playing time and better numbers this season
- ▶ **Bailey Zimmerman** ranks 21st in the NCAA with a 5.0 assist/turnover ratio
- ▶ **Jailyn Mason** -- Career bests for points (11), FG (5), FGA (10), Rebounds (6) against Stetson. Mason earned **SEC Freshman of the Week** honors Nov. 29 after helping Arkansas to the Nugget Classic title in Reno; She earned her second **SEC Freshman of the Week** (Jan. 17) honor after leading the Razorbacks to its first SEC win of the year at Alabama.



## LAST GAME'S STARTERS NUMERICAL

NO.	NAME	POS	HT	CL	HOMETOWN/HS/PREVIOUS SCHOOL	PPG	RGP	APG	FG%	3FG%	FT%
00	Jessica Jackson	F	6-3	Sr	Jacksonville, Ark./Jacksonville HS	14.7	6.2	1.3	.380	.321	.694
2	Aaliyah Wilson	G/F	5-10	Fr	Muskogee, Okla./Muskogee HS	4.9	2.7	1.6	.289	.327	.750
3	Malica Monk	G	5-5	So	N. Little Rock, Ark./NLR HS	9.1	2.7	3.2	.410	.250	.733
4	Keiryn Swenson	G/F	6-1	So	Wichita, Kan. /Maize HS	8.0	4.2	0.4	.493	.459	.829
10	Kiara Williams	F/C	6-1	Fr	Little Rock, Ark./Little Rock Central HS	3.5	3.2	0.2	.550	-	.360
14	Jailyln Mason	PG	5-9	Fr	Mason, Ohio/William Mason HS	8.0	4.0	3.2	.411	.381	.636
20	Sydney Stout	F	6-0	Fr	Bixby, Okla./Bixby HS	1.8	1.1	0.1	.385	.364	.500
21	Devin Cospser	G	5-10	Jr	Coffeyville, Kan. / Field Kindley HS / Coffeyville CCC	6.8	2.4	1.8	.361	.254	.760
22	Bailey Zimmerman	G/F	6-0	So	St. Vincent, Ark. /Wonderview HS	4.3	4.0	1.0	.327	.242	.515
35	Alecia Cooley	C	6-3	Sr	Evanston, Ill./Evanston Township/State Fair CC	6.8	5.3	0.7	.496	-	.708
42	Yasmeen Ratliff	C	6-5	Fr	Alpharetta, Ga./St. Francis Day	DNP					

## ROSTER SUPERLATIVES

### BY YEAR

SR	2	Jackson, Cooley
JR	1	Cospser
SO	3	Monk, Swenson, Zimmerman
FR	5	Wilson, Williams, Mason, Stout, Ratliff

### BY STATE

Arkansas	4	Jackson, Monk, Williams, Zimmerman
Illinois	1	Cooley
Georgia	1	Ratliff
Kansas	2	Swenson, Cospser
Ohio	1	Mason
Oklahoma	2	Wilson, Stout

### BY POSITION

Guard	3	Monk, Mason, Cospser
G/F	3	Wilson, Swenson, Zimmerman
Forward	3	Jackson, Williams, Stout
Center	2	Cooley, Ratliff

### PRONUNCIATION GUIDE

Aaliyah	uh-LEE-uh
Malica	mal-i-kuh
Keiryn	KEER-rynn
Kiara	key-ARE-uh
Jailyln	JAY-lynn
Alecia	uh-LEE-c-uh
Yasmeen	yas-MEAN
Tari	TAR-e
Deffebaugh	DEFF-uh-baugh

### STARTING LINEUPS

OPPONENT	GUARD	GUARD	FORWARD	FORWARD	CENTER
OK BAPT (Exh)	Monk	Mason	Jackson	Zimmerman	Cooley
SHSU	Monk	Mason	Jackson	Zimmerman	Cooley
ULM	Monk	Mason	Jackson	Zimmerman	Cooley
S DAKOTA	Monk	Mason	Jackson	Zimmerman	Cooley
STETSON	Monk	Mason	Jackson	Zimmerman	Cooley
vs. Memphis	Monk	Mason	Jackson	Zimmerman	Cooley
vs. Navy	Monk	Mason	Jackson	Zimmerman	Cooley
at Tulsa	Monk	Mason	Jackson	Zimmerman	Cooley
TEXAS TECH	Monk	Mason	Jackson	Zimmerman	Cooley
BUTLER	Monk	Mason	Jackson	Zimmerman	Cooley
at Mo State	Monk	Mason	Jackson	Zimmerman	Cooley
Northwestern St.	Monk	Mason	Jackson	Zimmerman	Cooley
ORU	Cospser	Mason	Jackson	Zimmerman	Cooley
OPPONENT	GUARD	GUARD	FORWARD	FORWARD	FORWARD
HBU	Cospser	Mason	Jackson	Zimmerman	Swenson
Ole Miss	Cospser	Mason	Jackson	Zimmerman	Swenson
MISS STATE	Monk	Mason	Jackson	Cospser	Swenson
OPPONENT	GUARD	GUARD	FORWARD	FORWARD	CENTER
LSU	Monk	Mason	Jackson	Cospser	Cooley
Texas A&M	Monk	Mason	Jackson	Cospser	Cooley
Alabama	Monk	Mason	Zimmerman	Cospser	Cooley
VANDERBILT	Monk	Mason	Swenson	Cospser	Cooley
MISSOURI	Monk	Mason	Swenson	Cospser	Cooley
LSU	Monk	Mason	Jackson	Zimmerman	Williams
GEORGIA	Monk	Mason	Jackson	Zimmerman	Williams
S CAROLINA	Monk	Mason	Jackson	Zimmerman	Williams
Florida	Monk	Mason	Jackson	Zimmerman	Williams
Missouri					
KENTUCKY					
Tennessee					
Vanderbilt					
AUBURN					

# JESSICA JACKSON

## AMONG SEC LEADERS

Jessica Jackson ranks in the top-5 in several categories among the active leaders in the SEC

- ▶ 1. Scoring with 1,776 points ... Ranks 15th in the country (Feb. 7)
- ▶ 2. Field Goals Made with 607 ... Ranks 28th in the country (Feb. 7)
- ▶ 3. 3-Point Field Goals Made with 186
- ▶ 3. Rebounding with 707 boards
- ▶ 4. Blocks with 129

## ACTION JACKSON

- ▶ Jessica Jackson was the second fastest player in program history to reach 1,000 career points reaching the milestone three games into her junior season (1Q vs. SDSU, 11-18-16).
- ▶ Jackson became one of four Razorback players with 1,700+ points and 700+ rebounds after getting five boards against No. 4 South Carolina ... She is one of two players with 1,700+ points, 700+ rebounds and 120+ blocks (Shameka Christon).
- ▶ Jackson ranks in the Arkansas career top-5 for points, defensive rebounds, field goals made, field goals attempted, 3-pointers made, 3-pointers attempted, games started and minutes played
- ▶ Named Senior CLASS Award candidate (1-6-17)

## JACKSON'S NUMBERS

- ▶ Scored in double figures in a season-best 15 consecutive games as a senior and 95 career games
- ▶ Sixteen career double doubles
- ▶ Scored 20+ points 25 times in her career/Five times as a senior
- ▶ She has been Arkansas' leading scorer (or tied for the lead) in 13 games this year
- ▶ She has been among Arkansas' leading rebounders in 10 games this year
- ▶ Ranks seventh at Arkansas with 707 career rebounds
- ▶ Ranks sixth at Arkansas with 129 career blocked shots
- ▶ Jessica Jackson has scored in double figures in the first half six times this year (Stetson, Tulsa, Navy, NSU, HBU, Georgia), including two games with 10 points in the first quarter (Stetson and Tulsa).
- ▶ Jessica Jackson ranks 14th in the SEC averaging 14.7 points per game. Jackson also ranks T18 with 6.2 rpg, tied for 12th with 1.5 3-point field goals per game and tied for 12th with 2.7 offensive rebounds per game.
- ▶ Among the NCAA's active leaders Jackson ranks 15th in points (1,759), 15th in field goal attempts (1,515), 25th in scoring average (15.6), 28th in field goals made (601), 28th in free throw attempts (492) and 28th in free throws made (373) - Feb. 7, 2017

## 1,700 PTS/700 REB/120 BLK

Player	Points	Rebs	Blocks
Shameka Christon (01-04)	1,951	714	162
<b>JESSICA JACKSON (14-PRES)</b>	<b>1,776</b>	<b>707</b>	<b>129</b>

## 1,700 PTS/700 REB

Player	Points	Rebs
Bettye Fiscus (81-85)	2073	785
Shameka Christon (01-04)	1,951	714
<b>JESSICA JACKSON (14-PRES)</b>	<b>1,776</b>	<b>707</b>
Shelly Wallace (85-89)	1,583	1,013

## POINTS

Name (Career)	Yr	Gp	Pts
1. Bettye Fiscus (81-85)	4	112	2,073
2. Shameka Christon (00-04)	4	123	1,951
3. Del. DeHorney (87-91)	4	115	1,785
<b>4. JESSICA JACKSON (14-PRES.)</b>	<b>3+</b>	<b>114</b>	<b>1,776</b>
5. Kimberly Wilson (93-97)	4	120	1,733

## DOUBLE FIGURE SCORING STREAKS

### FRESHMAN

- 25 games with 10+ points
- 18 games with 15+ points
- 7 games with 20+ points
- 1 game with 30+ points
- In season streak: 10 games

### SOPHOMORE

- 26 games with 10+ points
- 18 games with 15+ points
- 5 games with 20+ points
- In season streak: 12 games
- From FR to SO: 7 games



## THE NUMBERS

1,776

CAREER POINTS

707

CAREER REBOUNDS

129

CAREER BLOCKS

114

CAREER GAMES PLAYED

### JUNIOR

- 26 games with 10+ points
- 21 games with 15+ points
- 8 games with 20+ points
- In season streak: 10 games
- **From SO to JR: 18 games**

### SENIOR

- 18 games with 10+ points
- 10 games with 15+ points
- 5 games with 20+ points
- 1 game with 30+ points
- **In season streak: 15 games**
- From JR to SR: 15 games

## WHAT WE ARE TALKING ABOUT

- ▶ Arkansas is 9-22 in road games under head coach Jimmy Dykes. That includes a 2-5 record this season and a 4-17 record in conference road games. Arkansas is 1-4 in conference road games this season, defeating Alabama 68-50 on Jan. 15.
- ▶ Jessica Jackson has scored in double figures in 18 of 24 games this season, as she led the team with 17 points and seven rebounds at Florida this past Thursday
- ▶ Jailyn Mason (13 points) and Devin Cospser (10 points) joined Jessica Jackson in double figures, both finishing in double figures for the first time since Jan. 19 against Vanderbilt.
- ▶ Arkansas came up with 16 steals and forced 25 turnovers at Florida this past Thursday. The 16 steals were a season high and one shy of tying the school record for steals in an SEC game. The 25 forced turnovers were the most in an SEC game this season and the fifth game with 20 or more forced turnovers this season.
- ▶ Arkansas has had seven different players score in double figures during the first half of a game this season: Jessica Jackson (six times), Alecia Cooley (two times), Malica Monk (two times), Devin Cospser, Jailyn Mason, Keiryn Swenson and Aaliyah Wilson.
- ▶ Arkansas has shot 45 percent or better in eight games this season. Arkansas shot 45 percent or better twice all of last season (30 games) and six times all of 2014-15 (32 games). Arkansas is now 16-0 when shooting 45 percent or better under head coach Jimmy Dykes.
- ▶ Arkansas has won the rebounding battle in 15 of 24 games this season, going 12-3 in those games and improving to 35-10 when winning the rebounding battle under head coach Jimmy Dykes.
- ▶ Arkansas ranks fourth in the SEC in scoring defense, holding opponents to 58.8 points per game. Arkansas ranks fifth in the SEC in field-goal percentage defense (37.9 percent) and ranks sixth in the SEC in three-point field-goal percentage defense (29.7 percent).

## TEAM NOTES AND NUMBERS

- ▶ Arkansas has made 25+ field goals in eight games; the Razorbacks are 8-0 in those games
- ▶ Arkansas has made 5+ 3-pointers in 18 games and the team is 11-7 in those games
- ▶ The Razorbacks have made 15+ free throws in six games and are 4-2 in those contests
- ▶ Arkansas has scored 70+ points seven times; the team is 7-0 in those games
- ▶ Arkansas has outscored its opponents 14 times in the first half, been tied once and been outscored seven times in the first 20 minutes

## ON THE ROAD

- ▶ Arkansas is 2-5 on the road and just 1-4 (Alabama) in SEC road games
- ▶ Jessica Jackson leads Arkansas in road scoring with 13.5 ppg followed by Malica Monk with 9.5 ppg
- ▶ Jackson is also the team's leading road rebounder averaging 7.5 rpg
- ▶ The Razorbacks finish the regular season playing four of its last six games away from home

## THE FOURTH QUARTER

- ▶ Arkansas is shooting 39.3% (129-328) in the fourth quarter
- ▶ Jessica Jackson leads the team and averages 3.1 ppg in the final frame
- ▶ The Razorbacks are outrebounding opponents 247-215 in the fourth quarter
- ▶ Arkansas is outscoring opponents by a +1.3 margin and out rebounding them by +1.3 per game
- ▶ Arkansas has committed more turnovers (84) than its opponents (74)
- ▶ Arkansas has outscored 14 opponents in the fourth quarter winning seven of those games
- ▶ South Dakota, Navy, Texas Tech, Butler and NSU all outscored Arkansas in the fourth quarter but the Razorbacks won the game
- ▶ Arkansas outscored Tulsa 23-11 on the road - the largest margin this season

## RPI NOTES (2/10/17)

- ▶ Arkansas currently ranks No. 131 in the NCAA RPI report and the Warren Nolan rankings
- ▶ Arkansas is No. 74 in the Jeff Sagarin/CBN ratings
- ▶ They are 1-7 versus teams ranked in the Sagarin/CBN Top-50

## ARKANSAS' STARTERS

- ▶ The Razorback starters have scored 1072 points - 68.2% of the team's points
- ▶ The starters have grabbed 529 rebounds - 56.94% of the total
- ▶ The starters have made 83 3-pointers and are 209-292 (.716) from the line

## ARKANSAS' BENCH

- ▶ The Razorback bench has outscored the opponent's bench 499-373 this year
- ▶ Keiryn Swenson averages 7.3 ppg and Devin Cospser 5.8 ppg when they come off the bench
- ▶ Arkansas' bench has hit 54 3-pointers compared to just 26 by opponents

## SEEING DOUBLE

### DOUBLE FIGURE GAMES

Player	Season	Times	20+
Jessica Jackson (95/27)	2013-14	25	7 (1)
	2014-15	26	5
	2015-16	26	8
	2016-17	18	5 (1)
Devin Cospser (22/1)	2015-16	14	1
	2016-17	7	
Alecia Cooley (16)	2015-16	7	
	2016-17	9	
Malica Monk (13)	2015-16	3	
	2016-17	10	
Keiryn Swenson (10)	2016-17	10	
Jailyn Mason (8)	2016-17	8	
Aaliyah Wilson (4)	2016-17	4	20+ 1
Bailey Zimmerman (1)	2016-17	1	

### DOUBLE-DOUBLES

#### Jessica Jackson

Pts	Reb	Opponent	Date
11	10	at Ole Miss	1-1-17
34	10	Houston Baptist	12-28-16
16	10	Florida	1-29-16
15	12	at Butler	12-13-15
13	10	Southeastern La.	11-13-15
20	13	SHSU	11-15-15
19	11	at Missouri	3-1-15
17	13	LSU	2-22-15
14	11	at Alabama	2-1-15
18	10	No. 5/8 Texas A&M	1-4-15
19	12	Savannah State	11-16-14
18	11	Tennessee Tech	12-20-13
23	10	at Florida	1-9-14
31	10	Ole Miss	1-19-14
19	12	Auburn	2-2-14
21	11	Ole Miss (SEC)	4-5-14

#### Alecia Cooley

Pts	Reb	Opponent	Date
11	10	Florida	1-28-16
12	10	No. 24 Missouri	1-17-16
12	10	Missouri State	12-2-15
10	11	Memphis	12-25-16

#### Jailyn Mason

Pts	Ast	Opponent	Date
10	10	at Ole Miss	1-1-17
10	11	Houston Baptist	12-28-16

## MORE MASON

- ▶ 2x SEC Freshman of the Week (Dec. 1 & Jan. 19)
- ▶ 2 Double Doubles
- ▶ One of 10 SEC players to earn two or more FOW honors in their career
- ▶ One of two SEC players to earn FOW twice this season
- ▶ Arkansas has the fourth most FOW honors in conference history with 16 selections
- ▶ Assists | 14th | 3.2 apg - second most for a freshman in all games
- ▶ Assist/Turnover Ratio | T6th | 1.9 - third best for a freshman in all games
- ▶ Assists | 15th | 2.9 in SEC only games
- ▶ Minutes | 25th | 30.4 mpg - second most for any freshman in all games
- ▶ Minutes | 29th | 30.8 mpg - second most for any freshman in SEC only games
- ▶ Eleven assists versus Houston Baptist ranks T9 in the SEC this year - it is the most by a freshman this season
- ▶ Ten assists versus Ole Miss ranks T4 in SEC-only games this year - the most by a freshman this season
- ▶ Jailyn Mason moved to point guard for three games (ORU, HBU, Ole Miss).
- ▶ In that time, Mason scored 39 points, had 24 assists, grabbed 15 rebounds and had just two turnovers in 109 minutes of play at PG
- ▶ Her 11 assists versus HBU ranks tied for the sixth most in a game by an SEC player this season
- ▶ Mason had her first double-double with 10 points and 11 assists against HBU and followed with her second double-double with 10 points and 10 assists at Ole Miss



## ON THIS DATE

Feb. 12					
1980	Arkansas	65	Memp. State	71	
1982	Arkansas	70	Texas A&M	60	
1985	Arkansas	71	Texas	89	
1991	Arkansas	82	Texas Tech	70	
1994	Arkansas	87	SC	77	Fayetteville
2000	Arkansas	51	#7 LSU	68	Baton Rouge
2004	Arkansas	65	#16 LSU	92	Baton Rouge
2006	Arkansas	50	KY	79	Fayetteville
2009	Arkansas	58	SC	54	Fayetteville
2012	Arkansas	51	AU	48	Auburn
Feb. 16					
1978	Arkansas	71	Oral Roberts	88	Fayetteville
1980	Arkansas	50	Oklahoma	57	
1982	Arkansas	79	Oklahoma St.	70	
1985	Arkansas	65	Texas Tech	55	
1988	Arkansas	79	Texas A&M	69	
1991	Arkansas	82	TCU	46	
1993	Arkansas	62	NW St.	77	
1997	#21 AR	71	MS	62	Fayetteville
2003	#13 AR	59	#15 SC	83	Columbia
2012	AR	42	LSU	50	Fayetteville
Feb. 19					
1977	Arkansas	108	BW	29	Fayetteville
1982	Arkansas	65	Texas So.	56	Fayetteville
1985	Arkansas	71	Houston	73	
1987	Arkansas	115	Oral Roberts	66	Fayetteville
1991	Arkansas	77	SMU	66	
1995	Arkansas	73	#8 VU (OT)	71	Fayetteville
1997	#20 AR	66	#3 LSU	76	Fayetteville
2004	Arkansas	69	KY	58	Fayetteville
2006	Arkansas	42	#2 LSU	64	Baton Rouge
2009	Arkansas	83	#15 Florida	74	Gainesville
2012	Arkansas	67	MSU	53	Fayetteville

## LAST FIVE GAMES

- ▶ Arkansas is 0-5 in the last five games
- ▶ The Razorbacks average 52.0 ppg and 34.8 rpg
- ▶ Jessica Jackson leads the team with 12.4 ppg followed by Jailyn Mason with 7.0 ppg
- ▶ Jackson is also the team's leading rebounder with 5.6 boards per game
- ▶ Arkansas is shooting .632 from the line and have hit 36 3-pointers

## FAB FRESHMAN

- ▶ Jailyn Mason named SEC Freshman of the Week twice
- ▶ Aaliyah Wilson has scored 20 points once this season (Texas A&M)
- ▶ Arkansas freshmen are shooting 38.4% on 149-for-388 from the floor
- ▶ The freshmen also keep pace with the team totals in 3-point shooting (35.2%) and free throw shooting (50.0%)

- ▶ The freshman class accounts for 112 of the total assists, 209 rebounds, 20 blocks and 48 seals.
- ▶ The freshmen have scored 360 of the 1571 points - 22.9% of the team total

## STORYLINES

### #BeArkansas

#BeArkansas - We keep the players who fit our program's needs home as well as show other great players what it means to represent the Razorbacks

- ▶ Four in-state players
- ▶ Five newcomers had offers from several other schools but chose Arkansas because of the coaching staff, the current players and the university
- ▶ Fayetteville No. 1 In Best Value. More: <http://bit.ly/2emfcaQ>.
- ▶ Be Relentless...Be Hard To Guard...Be the team no one wants to play

## Expectations

Dykes has high expectations for this season. He has seven returners and five newcomers who will impact the team from day one.

- ▶ Return 77.9% of our scoring including our top two scorers (Jackson, Cosper)
- ▶ Return 70.3% of our rebounding including three of the top four (lost Melissa Wolff)

## Awards \ Honors \ Goals

- ▶ **Jessica Jackson** returns for her senior season as just the fourth player in program history to earn All-SEC First Team honors. Her goal is to elevate her game and get drafted by the WNBA at the end of the year.
- ▶ Jackson was named **CollegeSportsMadness.com SEC Player of the Week** Dec. 5.
- ▶ Jackson was named as a **Senior CLASS Award** candidate (1-5-17)
- ▶ Newcomer **Aaliyah Wilson** is just the second McDonald's All-American to sign with Arkansas out of high school. Expectations are high for this freshman.
- ▶ **Jailyn Mason** earned **SEC Freshman of the Week** honors Nov. 29, after helping the Razorbacks to the Nugget Classic title in Reno. It is her first collegiate honor and the first for Arkansas this season.
- ▶ **Mason** earned her second **SEC Freshman of the Week** honor Jan. 17, after leading Arkansas to its first conference win of the year

## WE ARE FAMILY

Several Razorback players hail from large families. Check out some of the family sizes here.

Jessica Jackson	7
Chris, Adrian, Asia, Jennifer, Kailyn, Cedric, Khylan	
Alecia Cooley	7
Mia, Cojuan, Janava, Cheri, Laurie, Amber, Jasmine	
Yasmeen Ratliff	5
Stacia, Alexis, Sasha, Adonis, Darius	
Kiara Williams	4*
Jasmine Davis, Rodney Davis, Deunte Davis, Deundre Davis	
Bailey Zimmerman	3
John Paul, Jordan, Brooke	
Malica Monk	2
Mark, Mason	
Keiryn Swenson	2
Kameron, Konner	
Aalyah Wilson	2**
Devante, Alexis	
Devin Cospser	1
Sierra	
Sydney Stout	1
Savanna	
Jailyn Mason	14***
Roman, Amari, Elijah, Isaiah	

\*Williams also grew up with 2 aunts and a cousin in the household

\*\*Grandmother had 16 kids so she had a lot of cousins around

\*\*\*Has 14 siblings and is closest with the ones who are listed

## SPEAKING OF FAMILY

Bailey Zimmerman is a cousin of Arkansas men's basketball assistant coach Matt Zimmerman.

## A MAJOR ACCOMPLISHMENT

Alecia Cooley	Communication
Devin Cospser	Communication
Jessica Jackson	Rec. & Sport Management
Jailyn Mason	Journalism: News/Editorial
Malica Monk	Rec. & Sport Management
Yasmeen Ratliff	Apparel Merch./Product Dev.
Sydney Stout	Management
Keiryn Swenson	Accounting
Aaliyah Wilson	Pre-Physical Therapy
Bailey Zimmerman	Apparel Merch./Product Dev.

## Building a Strong Foundation

Jimmy Dykes is building a strong foundation. The goal is to win but he won't sacrifice the process. Academics, work ethic and attitude will impact playing time as much as a player's shooting percentage.

- ▶ Getting players who fit our style on and off the court
- ▶ Getting things done in the classroom - six consecutive semesters above a 3.0 GPA

## HOME SWEET HOME

- ▶ Arkansas is 255-102 in 24 seasons in Bud Walton
- ▶ Jimmy Dykes is 28-16 in BWA (8-6/11-4/9-6)

## 2016-17 NEWCOMERS

### FRESHMAN VIDEOS

Get to know our newcomers in their own words. Watch Now!

MASON - [bit.ly/MasonShoe](http://bit.ly/MasonShoe)

Ratliff - [bit.ly/YasRatliff](http://bit.ly/YasRatliff)

Stout - [bit.ly/GTKStout](http://bit.ly/GTKStout)

Williams - [bit.ly/KiaraWilliams](http://bit.ly/KiaraWilliams)

Wilson - [bit.ly/AWilsonHorses](http://bit.ly/AWilsonHorses)

- ▶ Yasmeen Ratliff is the daughter of long-time NBA player Theo Ratliff
- ▶ Ratliff says defense is her strength
- ▶ Kiara Williams grew up in a busy household with two step-brothers, a little sister and little brother, a cousin and two aunts
- ▶ Williams is a big fan of the Marvel superhero movies
- ▶ Jailyn Mason has an Air Jordan shoe collection
- ▶ Check out the photos of Mason's collection here > [bit.ly/MasonShoe](http://bit.ly/MasonShoe)
- ▶ Aaliyah Wilson has three siblings and a lot of cousins - her grandmother had 16 children
- ▶ Wilson loves to ride horses and has owned a couple of horses
- ▶ Sydney Stout was a walk on with the Razorbacks who earned a scholarship

## DOUBLE DIGIT SCORING IN THE FIRST HALF

- ▶ Seven different players have scored in double figures 15 times this year.
- ▶ Malica Monk
  - ✓ The first player to do so
  - ✓ Sam Houston State with 10
  - ✓ No. 4 Mississippi State with 10 - it was her first game back from injury

- ▶ Jessica Jackson scored in double figures in the first half six times this year:
  - ✓ Stetson with 11
  - ✓ Navy with 14
  - ✓ at Tulsa with 10
  - ✓ Northwestern State with 17
  - ✓ HBU with 20 (in 15 minutes)
  - ✓ Georgia with 12 points
- ▶ Jessica Jackson had 10 points in the **first quarter** against Stetson. It is the second time in her career she had double figure points in the 1Q
- ▶ Jessica Jackson added a third time with 10 points **in 1Q** at Tulsa
- ▶ Alecia Cooley
  - ✓ Memphis with 10
  - ✓ Missouri with 10
- ▶ Keiryn Swenson
  - ✓ Was the fourth different player
  - ✓ Butler with 12
- ▶ Devin Cospser
  - ✓ Missouri State with 13 - she finished the game with 20 points
- ▶ Jailyn Mason dropped in 13 **first quarter** points in Arkansas' first SEC win at Alabama
  - ✓ Alabama 13 (all in first quarter)
  - ✓ Vanderbilt with 10
  - ✓ Alabama-Vanderbilt were back-to-back games
- ▶ Aaliyah Wilson
  - ✓ #4 South Carolina with 10

## TOUGH SCHEDULE IN 2016-17

The SEC is always a tough place to play and this year is no exception

- Arkansas faces five currently ranked or receiving votes opponents
- This includes No. 4 South Carolina, No. 5 Mississippi State, and Tennessee, Kentucky, and Texas A&M who are receiving votes
- The Razorbacks wrap up the regular season facing three ranked (or receiving votes) teams in No. 4 South Carolina, No 25 Kentucky and Tennessee (RV 25)
- The SEC sent nine teams to the NCAA Tournament an one other to the WNIT last season

It's not just the SEC either. The Razorbacks have put together a non-conference schedule that will allow the team to find itself while getting tough for league play:

- Arkansas hosted WNIT Champ South Dakota
- The Razorbacks travel to Missouri State who took part in last year's NCAA Tournament
- Northwestern State picked sixth/T5th; Houston Baptist picked 8th/8th; Sam Houston State picked 9th/9th in Southland preseason coach's/sports information director's polls

## PREVIOUS GAME NOTES

### Stetson

- ▶ Denied the Hatters a 5-0 start for the first time in program history.
- ▶ Held Stetson to two offensive rebounds; Held Tulsa to season low field goal percentage (29.7) and 3-point field goal percentage (14.3)

### South Dakota

- ▶ Snapped an eight-game winning streak. That was the second-longest winning streak in the nation at that time.

### Tulsa

- ▶ Held Tulsa to season lows in field-goal percentage (29.7 percent), 3-point field-goal percentage (14.3 percent) and scoring (50 points).
- ▶ Arkansas had 11 consecutive defensive stops in the fourth quarter in a come-from-behind win at Tulsa
- ▶ Arkansas defeated Tulsa 57-50, when trailing 39-34 after three quarters. Since the NCAA switched to four quarters for the 2015-16 season, the only other time that Arkansas won when trailing after three quarters was Feb. 18, 2016, at home against Alabama, when Arkansas trailed 51-48 and came back to win 69-67.

### Texas Tech

- ▶ Arkansas defeated Texas Tech 66-60, to improve to 2-1 all-time in the SEC/Big 12 Challenge, and also help the SEC to a 6-4 win over the Big 12 in the SEC/Big 12 Challenge this season.

### Butler

- ▶ Opened with 10-0 run holding Butler without a point for the first 4:57 of the game

### Northwestern State

- ▶ Held Northwestern State to 36 points, including 13 first-half points, both season lows for points allowed by Arkansas. The 41-13 halftime lead also represented their largest halftime lead this season.

### Houston Baptist

- ▶ Closed nonconference play with a 101-40 win over Houston Baptist, eclipsing the century mark for the first time since scoring 100 in a 100-54 win over Mississippi Valley State on Dec. 28, 2013.
- ▶ Arkansas set season highs for points in the first half (54 points), halftime lead (30 points), points in a game (101 points) and margin of victory (61 points) against Houston Baptist.
- ▶ Set season highs with 10 3-point field goals and 27 assists.
- ▶ Jailyn Mason set a career high and an Arkansas individual season high with 11 assists.

- ▶ Arkansas set the school record with 31 points in the second quarter and tied the school record with 34 points in the third quarter, outscoring HBU 65-18 in the middle frames.
- ▶ Shot 52.1 percent from the floor, its third game to shoot 50 percent or better and its seventh game to shoot 45 percent or better this year.
- ▶ Held Houston Baptist to 24.1 percent shooting, the second-lowest field-goal percentage allowed by Arkansas and the fourth game that Arkansas has held an opponent under 30 percent shooting this season.

### Mississippi State

- ▶ Held Mississippi State to 59 points, its second-lowest scoring output of the season, and 36.5 percent shooting from the floor and 18.2 percent shooting from 3-point range, both of which are its second-lowest shooting percentages of the season.

### LSU

- ▶ Arkansas was held without a made field goal for the final 5:07, as LSU finished the game on an 11-1 run and outscored Arkansas 16-7 in the fourth quarter.
- ▶ Held LSU to 28.8 percent shooting and allowed just 18 points in the paint and 10 second-chance points.
- ▶ Making her fifth straight start, Devin Cospers scored a team-high 15 points against LSU, finishing three points shy of her season and career high for points.

### Texas A&M

- ▶ Freshman Aaliyah Wilson posted the third double digit scoring game of her career with 20 points - it was her first career 20-point game.

### Alabama

- ▶ Arkansas almost made more baskets (12) than Alabama had attempts (13) in the first quarter.
- ▶ Arkansas did not miss back-to-back baskets in the first quarter but opened the second frame 1-for-6 at Alabama.
- ▶ Arkansas had a season-best first half points (40) in SEC play this year at Alabama.
- ▶ Alabama's 18 first half points was a season low for the Crimson Tide as was their 9.1% shooting (1-11) in the second quarter.

### Missouri

- ▶ Arkansas was held to a season-low eight first-quarter points, a season-low 20 first-half points and faced its largest halftime deficit of the season, trailing Missouri 33-20 after the first 20 minutes of play.
- ▶ Alecia Cooley scored in double figures in the first half against Missouri for the second time

this season, finishing with 10 first-half points. She became the fifth different Razorbacks to have two or more games with double-figure scoring in the first half of a game this season.

- ▶ Jessica Jackson, Keiryn Swenson and Jailyn Mason, the Razorbacks' three leading scorers entering the game, were held to a combined to a combined 10 points on 5-for-21 shooting, including 0-for-8 from 3-point range vs. Missouri.

### LSU

- ▶ Senior Jessica Jackson had just six points in the first meeting with LSU. Jackson had four first quarter points and finished with 15 points and eight rebounds in the second game.
- ▶ Jessica Jackson scored in double figures for the 16th time this season at LSU. It snapped a four-game double-figure drought for the senior.
- ▶ Hot start - Arkansas shot 72.7% on 8-for -11 shooting in the first quarter at LSU. That is a season-best for the Razorbacks.

### Georgia

- ▶ Jessica Jackson had 26 points and a career-best 11 points from the free throw line.
- ▶ Arkansas had just nine turnovers against UGA - the fewest in SEC play and the least since nine against Texas Tech Dec. 3

### South Carolina

- ▶ Aaliyah Wilson became the seventh different player to score in double figures during the first half of a game this season against South Carolina. She joined Jessica Jackson, Alecia Cooley, Malica Monk, Devin Cospers, Jailyn Mason and Keiryn Swenson.
- ▶ Aaliyah Wilson scored in double figures for the first time vs. South Carolina since posting a career-high 20 points against Texas A&M on Jan. 12. She had 10 points in the first half and finished with 16 points for the second-most point in her career and her fourth career game in double figures.
- ▶ Arkansas was 7-of-8 and South Carolina was 18-of-20 were a combined 25-of-28 (89.3 percent) from the free-throw line.

### Florida

- ▶ Arkansas had 11 steals in the first half -one shy of the season-best 12 set three times this year - all in nonconference play.
- ▶ The Razorbacks finished with 16 steals - one less than the school record for an SEC game.
- ▶ The Razorbacks forced 25 turnovers - the fifth time this year to be 20+ and the first time in an SEC game.
- ▶ Malica Monk had five steals in 1:37 (1:31 2Q-9:54 3Q) leading to eight points

## STATS & STANDINGS

TEAM	SEC			OVERALL		
	W	L	PCT.	W	L	PCT.
South Carolina	11	1	.917	21	2	.913
Mississippi State	10	1	.909	24	1	.960
Texas A&M	8	3	.727	18	6	.750
Kentucky	8	4	.667	17	8	.680
Tennessee	7	4	.636	16	8	.667
LSU	6	5	.545	17	7	.708
Missouri	6	5	.545	16	9	.640
Auburn	5	6	.455	15	10	.600
Ole Miss	4	7	.364	15	9	.625
Georgia	4	7	.364	12	12	.500
Alabama	3	8	.273	15	9	.625
Florida	3	8	.273	12	12	.500
Arkansas	2	9	.182	13	11	.542
Vanderbilt	1	10	.091	11	13	.458

## SEC SCHEDULE

### FEBRUARY

12 (Sunday)

*Florida at Alabama (SEC Network)	1:00 p.m. CT
*Arkansas at Missouri (SEC Network)	5:00 p.m. CT
*Georgia at Auburn (SECN+)	2:00 p.m. CT
*Mississippi State at Ole Miss (SEC Network)	3:00 p.m. CT
*Texas A&M at Tennessee (ESPNU)	2:00 p.m. ET

13 (Monday)

*LSU at Vanderbilt (SEC Network)	6:00 p.m. CT
South Carolina at Connecticut (ESPN2)	9:00 p.m. ET

16 (Thursday)

*Tennessee at Alabama (SECN+)	7:00 p.m. CT
*Kentucky at Arkansas (SECN+)	7:00 p.m. CT
*Auburn at Ole Miss (SEC Network)	8:00 p.m. CT
*Missouri at Florida (SECN+)	7:00 p.m. ET
*Georgia at Mississippi State (SECN+)	7:00 p.m. CT
*Texas A&M at LSU (SECN+)	7:00 p.m. CT
*Vanderbilt at South Carolina (SEC Network)	7:00 p.m. ET

19 (Sunday)

*Arkansas at Tennessee (SEC Network)	3:00 p.m. ET
*Florida at Kentucky (SEC Network)	1:00 p.m. ET
*LSU at Georgia (SECN+)	2:00 p.m. ET
*Ole Miss at Vanderbilt (SECN+)	2:00 p.m. CT
*Mississippi State at Texas A&M (SEC Network)	4:00 p.m. CT
*South Carolina at Missouri (ESPN2)	2:00 p.m. CT

20 (Monday)

*Alabama at Auburn (SEC Network)	6:00 p.m. CT
----------------------------------	--------------

23 (Thursday)

*Alabama at Georgia (SECN+)	7:00 p.m. ET
*Arkansas at Vanderbilt (SECN+)	7:00 p.m. CT
*LSU at Auburn (SECN+)	6:00 p.m. CT
*Florida at Tennessee (SEC Network)	7:00 p.m. ET
*Mississippi State at Kentucky (SECN+)	7:00 p.m. ET
*Ole Miss at Missouri (SECN+)	7:00 p.m. CT
*South Carolina at Texas A&M (SEC Network)	8:00 p.m. CT

26 (Sunday)

*Missouri at Alabama (SECN+)	2:00 p.m. CT
*Auburn at Arkansas (SEC Network)	2:00 p.m. CT
*Georgia at Florida (ESPNU)	12:00 p.m. ET
*Kentucky at South Carolina (ESPNU/ESPN2)	2/5 p.m. ET
*Vanderbilt at LSU (SEC Network)	12:00 p.m. CT
*Texas A&M at Ole Miss (SEC Network)	4:00 p.m. CT
*Tennessee at Mississippi St (ESPNU/ESPN2)	1/4 p.m. CT

### MARCH

1-5  
SEC Tournament

## ABOUT OUR OPPONENT

TEAM	G	PF→PA	Avg score	Margin	FG→FGA	Pct.	3FG→FGA	Pct.	FT→FTA	Pct.	RebF	RebA	Margin
AR	24	1571-1411	65.5-58.8	+6.7	577-1427	.404	137-419	.327	280-411	.681	929	849	+3.3
MU	25	1652-1558	66.1-62.3	+3.8	564-1312	.430	159-485	.328	365-459	.795	939	805	+5.4

## MISSOURI TIGERS

- ▶ Missouri is 16-9 overall and 6-5 in SEC play and sits in a tie with LSU for sixth place in the SEC standings. The Tigers are 12-1 in home games, including 4-1 in SEC home games. That also includes home wins over two ranked teams in No. 25 Texas A&M and No. 25 Kentucky.
- ▶ Coming off back-to-back losses against ranked teams and three consecutive games with ranked SEC opponents
- ▶ Leads the SEC in free throw percentage shooting .795 from the line
- ▶ Ranks second in the SEC with a .373 field goal percentage defense
- ▶ Missouri is third in the SEC with a rebounding defense of 32.2
- ▶ The Tigers are second in defensive rebounding percentage (.702) and in 3-point field goals made (6.4)
- ▶ Sophie Cunningham leads three Tigers in double figures, averaging 16.3 points per game. Cierra Porter averages 14.6 points per game and Sierra Michaelis averages 12.6 points per game.
- ▶ Cierra Porter leads the team and ranks sixth in the SEC in rebounding (8.7 rebounds per game) and Michaelis ranks third in the SEC in 3-point field goals made (2.1 per game). Michaelis is 52-of-170 (30.6 percent) from 3.
- ▶ Sierra Michaelis scored a game-high 23 points and grabbed nine rebounds in the Tigers' 60-46 win over Arkansas in Fayetteville earlier this season. Cierra Porter added 10 points on 4-of-4 shooting.

## SERIES NOTES

- ▶ All Time: Arkansas is 11-7 | Fayetteville: 6-2 | Columbia: 4-5 | Neutral: 1-0 | Streak: Arkansas L2
- ▶ Arkansas' last win in Columbia was in 2014 with a 69-66 victory over the Tigers

## MISSOURI.....11-7

Games: 18 SEC: 6-3  
Series Record: Arkansas leads 11-7  
Fayetteville: 6-2  
Columbia: 4-5  
Neutral: 1-0  
Postseason: 0-1 (NCAA); 1-0 (WNIT)

## LAST MEETING

- ▶ Arkansas' Alecia Cooley was the only Razorback in double figures in the first meeting between these times this year.
- ▶ Cooley had 10 points and eight rebounds in 22 minutes.
- ▶ All 10 players scored in the contest for the Razorbacks, led by Cooley. Junior Devin Cospier added seven points and Jailyn Mason and Kiara Williams had six points each.
- ▶ Arkansas forced 17 turnovers and grabbed eight steals in the game.

Date	AR	AR	Missouri	Missouri	Columbia (NCAA)
3/12/1986	AR	65	Missouri	66	Columbia (NCAA)
11/30/1986	AR	66	Missouri	69	Columbia
12/30/1997	AR	80	Missouri	79	Bowling Green, Ky.
12/19/1998	AR	80	Missouri	60	Fayetteville
11/22/1999	AR	83	Missouri	76	Columbia
3/18/2000	AR	89	Missouri (OT)	88	F'ville (WNIT)
11/20/2000	AR	67	Missouri	79	Columbia
11/28/2007	AR	66	Missouri	53	Columbia
12/21/2008	AR	55	Missouri	56	Fayetteville
1/24/2013	AR	58	Missouri	50	Columbia
2/17/2013	AR	61	Missouri	40	Fayetteville
1/5/2014	AR	69	Missouri	66	Columbia
3/2/2014	AR	72	Missouri	70	Fayetteville
1/18/2015	AR	73	Missouri	55	Fayetteville
3/1/2015	AR	41	Missouri	57	Columbia
1/17/2016	AR	64	#24 MO	52	Fayetteville
2/14/2016	AR	48	Missouri	69	Columbia
1/23/2017	AR	46	Missouri	60	Fayetteville



## ARKANSAS RECORD WHEN ...

.....'16-'17 .....	Dykes
Scoring First.....	9-4 NA
Leading at Halftime.....	13-3 35-11
Tied at Halftime.....	1-0 3-0
Trailing at Halftime .....	1-8 5-32
Shoots 45% or better.....	8-0 16-0
Shoots less than 45% .....	4-10 26-42
Opponent shoots less than 45% .....	12-7 40-28
Opponents shoots 45% or better .....	1-3 3-14
Outrebounds opponent.....	12-3 35-10
Ties opponent rebounds.....	0-0 2-3
Outrebounded by opponent .....	1-8 5-30
Fewer Turnovers.....	8-7 24-22
Same number of turnovers.....	0-2 4-6
More TOs than opponent .....	5-3 15-15
Overall.....	13-11 43-43
Home .....	9-6 28-16
Road.....	2-5 9-22
Neutral .....	2-0 6-5
Nonconference .....	11-2 28-15
Nonconference home .....	8-1 17-5
Nonconference away .....	1-1 5-5
Nonconference neutral .....	2-0 6-5
In November .....	7-0 15-4
In December .....	4-2 11-8
In January .....	2-6 8-17
In February.....	0-3 7-10
In March.....	x 2-4
On Monday .....	1-1 5-2
On Tuesday .....	x x
On Wednesday.....	3-1 5-3
On Thursday .....	2-3 10-13
On Friday .....	2-0 6-3
On Saturday.....	2-0 3-1
On Sunday .....	3-6 14-21
White Uniforms.....	11-6
Cardinal Uniforms.....	2-5
Shots at the Buzzer (Quarter, Half or Game)	
Jessica Jackson	
SD 4Q (:09); TTU 1Q (3pt :01); NSU 2Q (3pt :01)	
Jailyn Mason	
Memphis 1Q (3pt :00); Texas Tech 2Q (:06); ORU 1Q (:04)	
Aaliyah Wilson	
Texas Tech 3Q (3pt :02)	
Malica Monk	
Memphis 3Q (layup :01); Butler 1Q (:04); TAMU 1Q (3pt :01)	
Devin Cosper	
Butler 3Q (3pt :02); at Florida 2Q (:02 layup)	
Sydney Stout	
HBU 2Q (2pt :03)	
Keiryn Swenson	
at Alabama 1Q (3pt :02)	

## 2016-17 Margin of Victory/Defeat

	1	2	3	4	5	6	7	8	9	10	11-15	16-19	20+	Record
Wins	-	-	3	-	-	1	1	-	-	-	-	3	5	13
Losses	1	1	1	1	-	-	1	1	1	1	-	2	1	11

### Most First Period Points

2016-17	29	at Alabama (1-15-17)
All-Time	29	at Alabama (1-15-17)
Opponent	25	SDSU (11-18-15)

### Most Third Period Points

2016-17	34	HBU (12-28-16)*
All-Time	34	HBU (12-28-16)*
Opponent	30	at Ole Miss (1-1-17)

### Fewest First Period Points

2016-17	8	Missouri (1-23-17)*
All-Time	3	#5/6 Texas (12-20-15)
Opponent	6	SHSU (11-11-16)

### Fewest Third Period Points

2016-17	7	Vanderbilt (1-19-17)
All-Time	7	Vanderbilt (1-19-17)*
Opponent	4	LSU (1-21-16)

### Most Second Period Points

2016-17	31	HBU (12-28-16)
All-Time	31	HBU (12-28-16)
Opponent	35	at #2 S. Carolina (1-3-16)

### Most Fourth Period Points

2016-17	24	vs. Georgia (2-2-17)*
All-Time	32	Tulsa (11-23-15)
Opponent	27	Georgia (2-25-16)

### Fewest Second Period Points

2016-17	5	at Tulsa (11-30-16)
All-Time	5	at Tulsa (11-30-16)
Opponent	3	at Alabama (1-15-17)

### Fewest Fourth Period Points

2016-17	7	LSU (1-8-17)
All-Time	5	#7 Ore. St. (11-28-15)
Opponent	10	#24 Missouri (1-17-16)*

### Most First Half Points

2016-17	54	HBU (12-28-16)
All-Time	65	Tenn State (11-27-88)
Opponent	63	Texas (1-9-89)

### Largest Margin of Victory

2016-17	61	HBU (12-28-16)
All-Time	79	(108-29) B Wesleyan (2-18-77)
Opponent	54	(28-82) La Tech (11-30-78)

### Fewest First Half Points

2016-17	20	Missouri (1-23-17)
All-Time	11	at Missouri (3-1-15)*
Opponent	8	Montana State (1-5-03)

### \*Most Recent

Jump Balls Won	1H Double Figures	Monk .....	1
Arkansas .....	Jackson .....	Wilson .....	1
Opponent .....	Monk .....		
	Swenson .....	20+ Points/30+ Points	
Scored First Points	Mason .....	Jackson .....	5/1
Jackson .....	Cooley .....	Wilson .....	1
Zimmerman .....	Cosper .....		
Cooley .....	Wilson .....	10+ Rebounds	
Mason .....		Cooley .....	1
Cosper .....	1Q Double Figures	Jackson .....	1
Monk .....	Jackson .....		
	Mason .....	5+ Assists/10+ Assists	
First Off The Bench	Rebounding Leader	Mason .....	5/2
Swenson .....	Jackson .....	Monk .....	4
Wilson .....	Cooley .....	Cosper .....	1
Cosper .....	Swenson .....	Double-Doubles	
Stout .....	Mason .....	Jackson .....	2
Jackson .....	Zimmerman .....	Mason .....	2
Cooley .....	Cosper .....	Cooley .....	1
Williams .....	Williams .....		
Zimmerman .....	Monk .....	Charges Drawn	
		Monk .....	6
Points Leader	10+ Points	Swenson .....	6
Jackson .....	Jackson .....	Jackson .....	4
Mason .....	Swenson .....	Zimmerman .....	3
Swenson .....	Monk .....	Cosper .....	2
Monk .....	Cooley .....	Wilson .....	1
Cosper .....	Mason .....	Cooley .....	1
Cooley .....	Cosper .....	Stout .....	1
Wilson .....	Freeman .....	Jackson .....	1
	Wilson .....		
3-Point Leader	Zimmerman .....	Forced 10-Second	
Jackson .....		Violations .....	3
Swenson .....			
Cosper .....	15+ Points	Forced Opponent	
Wilson .....	Jackson .....	Shot Clock Violations .....	20
Zimmerman .....	Swenson .....		
Mason .....	Monk .....		
Stout .....	Mason .....		
	Cosper .....		



**@RazorbackWBB STATISTICS**  
**ARKANSAS Combined Team Statistics (as of Feb 09, 2017)**  
**All games**



<b>RECORD:</b>	<b>OVERALL</b>	<b>HOME</b>	<b>AWAY</b>	<b>NEUTRAL</b>
ALL GAMES	13-11	9-6	2-5	2-0
CONFERENCE	2-9	1-5	1-4	0-0
NON-CONFERENCE	11-2	8-1	1-1	2-0

##	Player	gp-gs	min	avg	Total		3-Point		F-Throw		Rebounds				pf	dq	a	to	blk	stl	pts	avg
					fg-fga	fg%	3fg-fga	3fg%	ft-fga	ft%	off	def	tot	avg								
00	JACKSON, Jessica	23-21	672	29.2	113-297	.380	34-106	.321	77-111	.694	61	82	143	6.2	56	1	31	58	18	23	337	14.7
03	MONK, Malica	21-21	640	30.5	71-173	.410	5-20	.250	44-60	.733	18	39	57	2.7	58	2	67	42	7	44	191	9.1
04	SWENSON, Keiryn	24-5	552	23.0	68-138	.493	28-61	.459	29-35	.829	40	60	100	4.2	37	0	10	23	16	10	193	8.0
14	MASON, Jailyn	24-24	729	30.4	85-207	.411	16-42	.381	7-11	.636	17	80	97	4.0	55	1	77	41	7	30	193	8.0
35	COOLEY, Alecia	24-17	509	21.2	56-113	.496	0-0	.000	51-72	.708	48	78	126	5.3	28	0	17	36	23	8	163	6.8
21	COSPER, Devin	23-9	480	20.9	61-169	.361	15-59	.254	19-25	.760	7	49	56	2.4	32	1	42	34	6	26	156	6.8
02	WILSON, Aaliyah	20-0	320	16.0	37-128	.289	18-55	.327	6-8	.750	15	39	54	2.7	28	0	31	41	8	10	98	4.9
22	ZIMMERMAN, Bailey	24-19	507	21.1	35-107	.327	15-62	.242	17-33	.515	26	70	96	4.0	37	0	23	34	9	18	102	4.3
10	WILLIAMS, Kiara	15-4	192	12.8	22-40	.550	0-0	.000	9-25	.360	21	27	48	3.2	31	1	3	13	4	8	53	3.5
20	STOUT, Sydney	9-0	55	6.1	5-13	.385	4-11	.364	2-4	.500	2	8	10	1.1	11	0	1	2	1	0	16	1.8
Team											53	53	106				10					
Total.....		24	4800		577-1427	.404	137-419	.327	280-411	.681	325	604	929	38.7	391	6	307	352	100	187	1571	65.5
Opponents.....		24	4800		531-1402	.379	110-370	.297	239-358	.668	288	561	849	35.4	402	6	301	375	80	181	1411	58.8

TEAM STATISTICS	AR	OPP	Date	Opponent	Score	Att.
SCORING	1571	1411	11/11/16	SAM HOUSTON STATE	w 71-39	4330
Points per game	65.5	58.8	11/13/16	LA-MONROE	w 92-46	3156
Scoring margin	+6.7	-	11/17/16	SOUTH DAKOTA	w 70-67	1054
FIELD GOALS-ATT	577-1427	531-1402	11/21/16	STETSON	w 79-62	1179
Field goal pct	.404	.379	! 11/25/16	vs Memphis	w 91-61	1662
3 POINT FG-ATT	137-419	110-370	! 11/26/16	vs NAVY	w 70-67	838
3-point FG pct	.327	.297	11/30/16	at Tulsa	w 57-50	514
3-pt FG made per game	5.7	4.6	^ 12/03/16	TEXAS TECH	w 66-60	1370
FREE THROWS-ATT	280-411	239-358	12/07/16	BUTLER	w 68-50	1017
Free throw pct	.681	.668	12/11/16	at Missouri State	L 62-64	3094
F-Throws made per game	11.7	10.0	12/18/16	NWST	w 65-36	1025
REBOUNDS	929	849	12/21/16	ORU	L 60-70	1721
Rebounds per game	38.7	35.4	12/28/16	HOUSTON BAPTIST	w 101-40	1361
Rebounding margin	+3.3	-	* 01/01/17	at Ole Miss	L 64-73	1280
ASSISTS	307	301	* 01/05/17	#4 MISSISSIPPI STATE	L 51-59	1233
Assists per game	12.8	12.5	* 01/08/17	LSU	L 52-53	2005
TURNOVERS	352	375	* 01/12/17	at Texas A&M	L 65-90	3796
Turnovers per game	14.7	15.6	* 01/15/17	at Alabama	w 68-50	2667
Turnover margin	+1.0	-	* 01/19/17	VANDERBILT	w 59-56	1302
Assist/turnover ratio	0.9	0.8	* 01/23/17	MISSOURI	L 46-60	1250
STEALS	187	181	* 01/29/17	at LSU	L 46-53	2182
Steals per game	7.8	7.5	* 02/02/17	UGA	L 66-69	1603
BLOCKS	100	80	* 02/05/17	#4 SOUTH CAROLINA	L 49-79	1650
Blocks per game	4.2	3.3	* 02/09/17	at Florida	L 53-57	1441
ATTENDANCE	25256	17474				
Home games-Avg/Game	15-1684	7-2139				
Neutral site-Avg/Game	-	2-1250				

! = Nugget Classic (Reno, Nev.)  
^ = SEC/Big 12 Challenge (Fayetteville, Ark.)  
\* = Conference game

Score by Periods	1st	2nd	3rd	4th	Totals
ARKANSAS	426	372	384	389	1571
Opponents	346	316	391	358	1411



**@RazorbackWBB STATISTICS**  
 ARKANSAS Combined Team Statistics (as of Feb 09, 2017)  
**Conference games**



<b>RECORD:</b>	<b>OVERALL</b>	<b>HOME</b>	<b>AWAY</b>	<b>NEUTRAL</b>
ALL GAMES	2-9	1-5	1-4	0-0
CONFERENCE	2-9	1-5	1-4	0-0
NON-CONFERENCE	0-0	0-0	0-0	0-0

##	Player	gp-gs	min	avg	Total		3-Point		F-Throw		Rebounds				pf	dq	a	to	blk	stl	pts	avg
					fg-fga	fg%	3fg-fga	3fg%	ft-fa	ft%	off	def	tot	avg								
00	JACKSON, Jessica	10-8	286	28.6	33-114	.289	11-47	.234	25-39	.641	24	31	55	5.5	27	1	9	30	7	12	102	10.2
14	MASON, Jailyn	11-11	339	30.8	40-104	.385	9-26	.346	3-4	.750	5	32	37	3.4	32	1	32	23	5	17	92	8.4
03	MONK, Malica	10-10	323	32.3	28-88	.318	3-14	.214	20-29	.690	9	20	29	2.9	35	1	28	26	6	23	79	7.9
21	COSPER, Devin	11-7	258	23.5	32-88	.364	9-34	.265	9-10	.900	6	22	28	2.5	24	1	14	22	2	11	82	7.5
04	SWENSON, Keiryn	11-4	261	23.7	26-64	.406	12-33	.364	11-13	.846	17	25	42	3.8	19	0	3	15	4	4	75	6.8
35	COOLEY, Alecia	11-5	219	19.9	20-39	.513	0-0	.000	19-28	.679	18	30	48	4.4	12	0	2	11	7	3	59	5.4
02	WILSON, Aaliyah	11-0	168	15.3	22-71	.310	12-31	.387	3-4	.750	8	12	20	1.8	15	0	11	21	4	4	59	5.4
10	WILLIAMS, Kiara	7-4	121	17.3	12-22	.545	0-0	.000	7-15	.467	14	12	26	3.7	18	1	2	8	2	6	31	4.4
22	ZIMMERMAN, Bailey	11-6	198	18.0	12-45	.267	4-25	.160	7-12	.583	11	27	38	3.5	19	0	4	19	6	5	35	3.2
20	STOUT, Sydney	5-0	27	5.4	1-5	.200	1-4	.250	2-4	.500	2	1	3	0.6	7	0	1	0	0	0	5	1.0
Team																						
Total.....		11	2200		226-640	.353	61-214	.285	106-158	.671	141	244	385	35.0	208	5	106	181	43	85	619	56.3
Opponents.....		11	2200		260-639	.407	48-154	.312	131-204	.642	156	286	442	40.2	178	3	165	171	39	93	699	63.5

TEAM STATISTICS	AR	OPP
SCORING	619	699
Points per game	56.3	63.5
Scoring margin	-7.3	-
FIELD GOALS-ATT	226-640	260-639
Field goal pct	.353	.407
3 POINT FG-ATT	61-214	48-154
3-point FG pct	.285	.312
3-pt FG made per game	5.5	4.4
FREE THROWS-ATT	106-158	131-204
Free throw pct	.671	.642
F-Throws made per game	9.6	11.9
REBOUNDS	385	442
Rebounds per game	35.0	40.2
Rebounding margin	-5.2	-
ASSISTS	106	165
Assists per game	9.6	15.0
TURNOVERS	181	171
Turnovers per game	16.5	15.5
Turnover margin	-0.9	-
Assist/turnover ratio	0.6	1.0
STEALS	85	93
Steals per game	7.7	8.5
BLOCKS	43	39
Blocks per game	3.9	3.5
ATTENDANCE	9043	11366
Home games-Avg/Game	6-1507	5-2273
Neutral site-Avg/Game	-	0-0

Date	Opponent	Score	Att.
* 01/01/17	at Ole Miss	L 64-73	1280
* 01/05/17	#4 MISSISSIPPI STATE	L 51-59	1233
* 01/08/17	LSU	L 52-53	2005
* 01/12/17	at Texas A&M	L 65-90	3796
* 01/15/17	at Alabama	w 68-50	2667
* 01/19/17	VANDERBILT	w 59-56	1302
* 01/23/17	MISSOURI	L 46-60	1250
* 01/29/17	at LSU	L 46-53	2182
* 02/02/17	UGA	L 66-69	1603
* 02/05/17	#4 SOUTH CAROLINA	L 49-79	1650
* 02/09/17	at Florida	L 53-57	1441

! = Nugget Classic (Reno, Nev.)  
 ^ = SEC/Big 12 Challenge (Fayetteville, Ark.)  
 \* = Conference game

Score by Periods	1st	2nd	3rd	4th	Totals
ARKANSAS	155	150	136	178	619
Opponents	187	146	200	166	699



# JIMMY DYKES

## HEAD COACH

The most successful basketball programs all have a few key elements in common.

### PASSION

They are passionate about the game. The coaches are passionate about their team, the players are passionate about the opportunity to represent their uni-

versity and the fans are passionate about supporting the program.

### EXCITEMENT

All successful programs are filled with excitement. They are exciting to watch and to be a part of.

### COMMITMENT

It takes a lot of people to make a program successful and they all have to be committed to the effort. It starts with the coaches and staff and extends to the players but the best programs in the country take it further. Everyone who impacts the program, from professors, athletic trainers, academic coordinators, administrators and fans, all have to be willing to work toward the same goal of excellence in all areas.

### PERFORMANCE

Finally, successful teams have to perform at a high level every day. Whether in the classroom, in the community or on the court, doing things the right way is vital to the program's success.

The University of Arkansas made a move March 30, 2014, when they welcomed Jimmy Dykes as the eighth head coach of the Razorback women's basketball team.

### QUICK HITS

- Jimmy Dykes is the eighth head coach in Razorback Women's Basketball History
- Three-year University of Arkansas basketball letterman
- Jimmy Dykes attended high school at Estes Park (Colo.) and Fayetteville HS
- Jimmy Dykes earned his bachelor's degree in speech education at Arkansas in 1985
- Graduated with honors from the University of Arkansas with a 3.54 GPA
- Served under legendary coach Eddie Sutton as an assistant at Arkansas, Kentucky and Oklahoma State

### THE 411 CHRONOLOGY

Head Coach	Years	Record
University of Arkansas	2014-15	18-14, 6-10, NCAA 2nd Round
	2015-16	12-18, 7-9
	2016-17	13-11, 2-9
<b>TOTAL</b>	<b>3 seasons</b>	<b>43-43, 15-28 SEC</b>

### Assistant Coach

Assistant Coach	Years	Worked With
University of Arkansas	1984-1985	Eddie Sutton
Sacramento State	1985-86	Bill Brown
Appalachian State University	1986-87	Tom Apke
University of Kentucky	1987-89	Eddie Sutton
University of Arkansas-Little Rock	1989-90	Mike Newell
Oklahoma State University	1990-91	Eddie Sutton

### NATIONAL BASKETBALL ASSOCIATION

1991-1993 | College Scout | Seattle Supersonics

### HIGH SCHOOL

1994-1998; 2003-2004 | Athletic Director | Shiloh Christian

### ESPN/ABC SPORTS | 1995-2014

- Game and studio college men's and women's basketball analyst
- Game analyst for NCAA Women's Basketball Tournament
- Coverage of the WNBA playoffs
- College football sideline reporter

### PERSONAL

- Born: May 3, 1961
- Bachelor's Degree: Arkansas, 1985 in Speech Education
- Family: Wife: Tiffany (Beasley); married in 2002, daughter Kennedy
- Tiffany - an Arkansas graduate, 2003
- Hometown: Tulsa, Oklahoma
- High school at Estes Park HS (Colo.), Fayetteville HS
- Multi-sport athlete

## BY THE NUMBERS

**43** Career Wins

**20** SEC Career Wins

**13** 2015-16 recruiting class rank

**5** Newcomers for 2016-17

**1** NCAA Tourney appearance

**1** NCAA Tournament wins

### DYKES VS. CONFERENCES

- Total: 43-43
- SEC: 16-30 (includes 1-2 in SEC Tournament)
- Nonconference: 27-13
- American: 3-1
- Atlantic Sun: 1-0
- Atlantic-10: 1-0
- Big East: 1-1
- Big 10: 2-2
- Big 12: 2-2
- Conference USA: 1-0
- Mid-Eastern Athletic: 1-0
- MVC: 1-2
- Pac-12: 0-1
- Patriot League: 1-0
- Southland: 8-0
- SWAC: 2-0
- Summit League: 2-3
- Sun Belt: 1-1



# 00

## 16-17 HIGHS

Points	34 vs. HBU, 12-28-16
FGM	12 vs. HBU, 12-28-16
FGA	23 vs. Georgia, 2-2-17
3PM	3 vs. Georgia, 2-2-17*
3PA	10 vs. Georgia, 2-2-17
FTM	11 vs. Georgia, 2-2-17
FTA	16 vs. Georgia, 2-2-17
OREB	5 at Florida, 2-9-17*
DREB	7 at Missouri State, 12-11-16
REB	10 vs. HBU, 12-28-16
AST	5 vs. HBU, 12-28-16
BLK	3 vs. Vanderbilt, 1-19-17
STL	3 vs. HBU, 12-28-16*
MIN	38 at Ole Miss, 1-1-17

## CAREER HIGHS

Points	34 vs. HBU, 12-28-16
FGM	12 vs. HBU, 12-28-16
FGA	25, #13/15 Ky, 2-26-15
3PM	5, #13/15 Ky, 2-26-15*
3PA	11, #13/15 Ky, 2-26-15
FTM	11 vs. Georgia, 2-2-17
FTA	16 vs. Georgia, 2-2-17
OREB	5 vs. Georgia, 2-2-17*
DREB	10 vs. Auburn, 2-2-14
	10 vs. Florida, 1-28-16 OT
REB	13, SHSU, 11-15-15
AST	5 vs. HBU, 12-28-16
BLK	5, Tulsa, 12-14-14*
STL	3 vs. HBU, 12-28-16*
MIN	39, at LSU, 1-21-16*

\*Most Recent

## MISCELLANEOUS

	2016-17	Career
10+ Pts	18	95
15+ Pts	11	69
20+ Pts	5	25
30+ Pts	1	2
10+ Rebs	2	15
15+ Rebs	-	-
2BL-2BL	2	16
5+ Ast	1	--
Led AR in Pts	13	53
Led AR in Reb	10	36
GP/GS	23/21	114/107

## HONORS

- Senior CLASS Award candidate
- Preseason All-SEC First-Team, '16
- MVP Nugget Classic
- CollegeSportsMadness.com SEC Player of the Week (Dec. 5, 2016)
- All-SEC Second-Team, '14, '15
- **All-SEC First-Team, '16**
- All-SEC Freshman Team, 2014
- AP All-SEC Hon. Mention, 2014
- AP All-SEC Second-Team, 2015
- SEC First-Year Academic HR, 2014
- CSM.com POW, Jan. 18, 2016

## NOTES

- Named to coaches **preseason All-SEC First-Team** in '16-17
- Single season personal best 15 consecutive games in double figure scoring as a senior
- Scored in double figures in the first quarter against Stetson, Tulsa and Northwestern State
- Nugget Classic MVP in Reno
- First double-double of the year with 34 and 10 verses HBU
- Followed with double-double at Ole Miss with 10 and 10
- Ranked as No. 15 WNBA draft prospect by CollegeSportsMadness.com
- **Senior CLASS Award** candidate (Jan. 5, 2017)
- Career-best 34 points against Houston Baptist are tied for second-most points by an SEC player this season and tied for the 11th-most points in Arkansas history.
- Scored 30 or more points for the second time in her career and the first time since scoring 31 points as a freshman against Ole Miss on Jan. 19, 2014.
- Career-best 11 points from the line versus Georgia



**JESSICA JACKSON**  
F | SR | 6-3 | JACKSONVILLE, ARK.

## 16-17 GAME BY GAME

Opponent	Date	gs	min	Total		3-Pointers		Free throws		Rebounds				Other				pts	avg		
				fg-fga	pct	3fg-fga	pct	ft-fa	pct	off	def	tot	avg	pf	a	t/o	blk			stl	
SAM HOUSTON STATE	11/11/16	*	27	6-14	.429	3-4	.750	5-7	.714	3	5	8	8.0	3	4	0	1	0	20	20.0	
LA-MONROE	11/13/16	*	23	5-14	.357	3-5	.600	0-0	.000	2	4	6	7.0	2	0	2	0	2	13	16.5	
SOUTH DAKOTA	11/17/16	*	30	5-15	.333	2-7	.286	2-11	.182	3	4	7	7.0	0	2	4	0	1	14	15.7	
STETSON	11/21/16	*	35	7-16	.438	2-5	.400	3-4	.750	3	4	7	7.0	3	2	0	1	0	19	16.5	
vs Memphis	11/25/16	*	23	5-9	.556	0-2	.000	2-2	1.000	3	3	6	6.8	2	1	2	1	0	12	15.6	
vs NAVY	11/26/16	*	28	6-15	.400	1-4	.250	4-6	.667	2	0	2	6.0	2	2	4	0	0	17	15.8	
at Tulsa	11/30/16	*	36	9-17	.529	2-6	.333	2-2	1.000	3	6	9	6.4	2	0	2	1	0	22	16.7	
TEXAS TECH	12/03/16	*	31	3-16	.188	1-5	.200	7-10	.700	2	4	6	6.4	1	3	1	1	0	14	16.4	
BUTLER	12/07/16	*	30	5-11	.455	1-3	.333	8-10	.800	5	4	9	6.7	2	1	5	1	3	19	16.7	
at Missouri State	12/11/16	*	27	2-9	.222	1-5	.200	6-6	1.000	2	7	9	6.9	4	0	2	0	0	11	16.1	
NWST	12/18/16	*	33	9-15	.600	3-5	.600	2-2	1.000	3	3	6	6.8	3	1	2	0	0	23	16.7	
ORU	12/21/16	*	37	6-16	.375	1-2	.500	4-4	1.000	1	2	3	6.5	3	1	3	3	2	17	16.8	
HOUSTON BAPTIST	12/28/16	*	26	12-16	.750	3-6	.500	7-8	.875	5	5	10	6.8	2	5	1	2	3	34	18.1	
at Ole Miss	01/01/17	*	38	3-15	.200	2-8	.250	3-4	.750	2	8	10	7.0	1	4	2	0	1	11	17.6	
#4 MISSISSIPPI STATE	01/05/17	*	23	4-10	.400	2-5	.400	2-4	.500	1	2	3	6.7	4	0	5	2	1	12	17.2	
LSU	01/08/17	*	29	2-7	.286	0-3	.000	2-3	.667	3	3	6	6.7	2	0	4	0	0	6	16.5	
at Texas A&M	01/12/17	*	30	1-2	.500	0-1	.000	3-4	.750	1	1	2	6.4	2	2	4	0	3	5	15.8	
VANDERBILT	01/19/17	29	3-11	.273	0-3	.000	0-2	.000	3	3	6	6.4	2	1	3	3	2	6	15.3		
MISSOURI	01/23/17	16	1-7	.143	0-4	.000	0-0	.000	0	3	3	6.2	3	0	1	0	1	2	14.6		
at LSU	01/29/17	*	28	6-12	.500	2-2	1.000	1-2	.500	2	6	8	6.3	5	0	7	0	2	15	14.6	
UGA	02/02/17	*	34	6-23	.261	3-10	.300	11-16	.688	5	0	5	6.2	3	1	1	2	0	26	15.1	
#4 SOUTH CAROLINA	02/05/17	*	24	1-11	.091	0-5	.000	0-0	.000	2	3	5	6.2	3	0	1	0	0	2	14.5	
at Florida	02/09/17	*	35	6-16	.375	2-6	.333	3-4	.750	5	2	7	6.2	2	1	2	0	2	17	14.7	
Totals			21	672	113-297	.380	34-106	.321	77-111	.694	61	82	143	6.2	56	31	58	18	23	337	14.7

Games played: 23  
Minutes/game: 29.2  
Points/game: 14.7  
FG Pct: 38.0  
3FG Pct: 32.1  
FT Pct: 69.4

Rebounds/game: 6.2  
Assists/game: 1.3  
Turnovers/game: 2.5  
Assist/turnover ratio: 0.5  
Steals/game: 1.0  
Blocks/game: 0.8

## JACKSON'S CAREER STATISTICS

Season	gp-gs	min/avg	Total		3-Point		F-Throws		Rebounds				Scoring							
			fg-fga	pct	fg-fga	pct	ft-fa	pct	off	def	tot	avg	pf	fo	ast	to	blk	stl	pts	avg
2013-14	30-30	903/30.1	163-385	.423	48-125	.384	111-138	.804	45	136	181	6.0	70	0	40	51	45	24	485	16.2
2014-15	32-29	1032/32.2	161-431	.374	56-163	.344	99-126	.786	61	139	200	6.3	86	2	30	96	33	27	477	14.9
2015-16	29-27	920/31.7	170-418	.407	48-150	.320	89-121	.736	51	132	183	6.3	76	3	30	70	33	15	477	16.4
2016-17	23-21	672/29.2	113-297	.380	34-106	.321	77-111	.694	61	82	143	6.2	56	1	31	58	18	23	337	14.7
TOTAL	114-107	3527/30.9	607-1531	.396	186-544	.342	376-496	.758	218	489	707	6.2	288	6	131	275	129	89	1776	15.6

# 2

## 16-17 HIGHS

Points	20 at Texas A&M, 1-12-17
FGM	8 at Texas A&M, 1-12-17
FGA	15 at Texas A&M, 1-12-17
3PM	4 at Texas A&M, 1-12-17
3PA	7 vs. #4 S. Carolina, 2-5-17*
FTM	2 vs. LSU, 1-8-17*
FTA	2 vs. #4 S. Carolina, 2-5-17*
OREB	2 vs. Georgia, 2-2-17*
DREB	5 vs. HBU, 12-28-16*
REB	6 vs. Texas Tech, 12-3-16*
AST	5 vs. HBU, 12-28-16
BLK	2 vs. HBU, 12-28-16
STL	2 vs. Texas Tech, 12-3-16*
MIN	29 vs. HBU, 12-28-16

\*Most Recent

## CAREER HIGHS

Points	20 at Texas A&M, 1-12-17
FGM	8 at Texas A&M, 1-12-17
FGA	15 at Texas A&M, 1-12-17
3PM	4 at Texas A&M, 1-12-17
3PA	7 at Texas A&M, 1-12-17
FTM	2 vs. LSU, 1-8-17*
FTA	2 vs. LSU, 1-8-17*
OREB	2 vs. Georgia, 2-2-17*
DREB	5 vs. HBU, 12-28-16*
REB	6 vs. Texas Tech, 12-3-16*
AST	5 vs. HBU, 12-28-16
BLK	2 vs. HBU, 12-28-16
STL	2 vs. Texas Tech, 12-3-16*
MIN	29 vs. HBU, 12-28-16

\*Most Recent

## MISCELLANEOUS

	2016-17	Career
10+ Pts	4	4
15+ Pts	2	2
20+ Pts	1	1
10+ Rebs	-	-
15+ Rebs	-	-
Double-Double	-	-
5+ Ast	1	1
Led AR in Pts	2	2
Led AR in Reb	-	-
GP/GS	20/-	20/-

## HONORS

• TBA

## NOTES

- Second-ever McDonald's All-American to join team out of HS
- Missed start of season with illness
- Missed Missouri State with death in family
- First career game with double figure scoring with 10 points against Memphis
- A then career-best 11 points in 18 minutes versus Texas Tech in SEC/Big 12 Challenge
- Came off the bench with 20 points at Texas A&M
- Only Razorback in double figures against No. 4 South Carolina



**AALIYAH WILSON**  
F | FR | 5-10 | MUSKOGEE, OKLA.

## 16-17 GAME BY GAME

Opponent	Date	gs	min	Total		3-Pointers		Free throws		Rebounds				pf	a	t/o	blk	stl	pts	avg
				fg-fga	pct	3fg-fga	pct	ft-fa	pct	off	def	tot	avg							
STETSON	11/21/16	7	1-4	.250	1-1	1.000	0-0	.000	1	2	3	3.0	0	2	0	0	0	3	3.0	
vs Memphis	11/25/16	20	4-9	.444	2-4	.500	0-0	.000	1	2	3	3.0	3	4	3	0	0	10	6.5	
vs NAVY	11/26/16	23	1-4	.250	1-3	.333	2-2	1.000	2	2	4	3.3	0	4	4	1	2	5	6.0	
at Tulsa	11/30/16	18	1-6	.167	0-4	.000	0-0	.000	1	5	6	4.0	3	0	2	0	0	2	5.0	
TEXAS TECH	12/03/16	18	4-12	.333	2-3	.667	1-2	.500	2	4	6	4.4	1	0	2	1	2	11	6.2	
BUTLER	12/07/16	6	0-2	.000	0-2	.000	0-0	.000	0	1	1	3.8	2	0	3	0	0	0	5.2	
NWST	12/18/16	17	0-4	.000	0-3	.000	0-0	.000	0	3	3	3.7	1	5	2	0	0	0	4.4	
ORU	12/21/16	14	0-3	.000	0-0	.000	0-0	.000	0	3	3	3.6	1	0	1	0	1	0	3.9	
HOUSTON BAPTIST	12/28/16	29	4-13	.308	0-4	.000	0-0	.000	0	5	5	3.8	2	5	3	2	1	8	4.3	
at Ole Miss	01/01/17	19	1-6	.167	1-3	.333	0-0	.000	0	2	2	3.6	3	2	3	0	0	3	4.2	
#4 MISSISSIPPI STATE	01/05/17	6	0-2	.000	0-1	.000	0-0	.000	0	0	0	3.3	3	0	1	0	0	0	3.8	
LSU	01/08/17	15	1-3	.333	0-2	.000	2-2	1.000	0	1	1	3.1	1	1	3	0	0	4	3.8	
at Texas A&M	01/12/17	26	8-15	.533	4-7	.571	0-0	.000	1	0	1	2.9	0	1	5	0	1	20	5.1	
at Alabama	01/15/17	10	1-3	.333	1-2	.500	0-0	.000	0	1	1	2.8	0	0	0	0	1	3	4.9	
VANDERBILT	01/19/17	10	0-3	.000	0-1	.000	0-0	.000	2	1	3	2.8	1	1	1	0	0	0	4.6	
MISSOURI	01/23/17	17	1-3	.333	1-2	.500	0-0	.000	0	3	3	2.8	1	1	1	2	0	3	4.5	
at LSU	01/29/17	21	3-8	.375	2-3	.667	0-0	.000	1	2	3	2.8	2	0	2	0	0	8	4.7	
UGA	02/02/17	9	1-9	.111	0-2	.000	0-0	.000	2	1	3	2.8	0	1	0	1	0	2	4.6	
#4 SOUTH CAROLINA	02/05/17	25	6-13	.462	3-7	.429	1-2	.500	1	0	1	2.7	1	2	4	0	0	16	5.2	
at Florida	02/09/17	10	0-6	.000	0-1	.000	0-0	.000	1	1	2	2.7	3	2	1	1	2	0	4.9	
Totals		0	320	37-128	.289	18-55	.327	6-8	.750	15	39	54	2.7	28	31	41	8	10	98	4.9

Games played: 20  
Minutes/game: 16.0  
Points/game: 4.9  
FG Pct: 28.9  
3FG Pct: 32.7  
FT Pct: 75.0

Rebounds/game: 2.7  
Assists/game: 1.6  
Turnovers/game: 2.1  
Assist/turnover ratio: 0.8  
Steals/game: 0.5  
Blocks/game: 0.4

## WILSON'S CAREER STATISTICS

Season	gp-gs	min/avg	Total		3-Point		F-Throws		Rebounds				pf	fo	ast	to	blk	stl	Scoring	
			fg-fga	pct	fg-fga	pct	ft-fa	pct	off	def	tot	avg							pts	avg
2016-17	20-0	320/16.0	37-128	.289	18-55	.327	6-8	.750	15	39	54	2.7	28	0	31	41	8	10	98	4.9
TOTAL	20-0	320/16.0	37-128	.289	18-55	.327	6-8	.750	15	39	54	2.7	28	0	31	41	8	10	98	4.9

# 3

## NOTES

- Opened 2016-17 as a starter
- Eighteen games with 25+ minutes played
- Posted a career-best with 18 points against Stetson
- Ten games with double digit scoring
- Four games with five or more assists
- Missed ORU, HBU & Ole Miss games with injury
- Career-best six steals at Florida



**MALICA MONK**  
G | SO | 5-5 | N. LITTLE ROCK, ARK.

## 16-17 HIGHS

Points	18 vs. Stetson, 11-21-16
FGM	6 at Texas A&M, 1-12-17*
FGA	16 at Missouri State, 12-11-16
3PM	2 at Texas A&M, 1-12-17
3PA	3 vs. Georgia, 2-2-17*
FTM	8 vs. #4 Miss State, 1-5-17
FTA	9 vs. #4 Miss State, 1-5-17
OREB	3 vs. ULM, 11-13-16
DREB	4 vs. Tulsa, 11-30-16
REB	5 vs. ULM, 11-13-16
AST	7 vs. Memphis, 11-25-16
BLK	3 vs. LSU, 1-8-17
STL	6 at Florida, 2-9-17
MIN	38 vs. #4 Miss State, 1-5-17

## CAREER HIGHS

Points	18 vs. Stetson, 11-21-16
FGM	6 at Texas A&M, 1-12-17*
FGA	16 at Missouri State, 12-11-16
3PM	2 at Texas A&M, 1-12-17
3PA	3 vs. Georgia, 2-2-17*
FTM	8 vs. #4 Miss State, 1-5-17
FTA	9 vs. #4 Miss State, 1-5-17
OREB	3 vs. ULM, 11-13-16
DREB	4 vs. Tulsa, 11-30-16
REB	5 vs. ULM, 11-13-16
AST	7 vs. Memphis, 11-25-16
BLK	3 vs. LSU, 1-8-17
STL	6 at Florida, 2-9-17
MIN	38 vs. #4 Miss State, 1-5-17

\*Most Recent

## MISCELLANEOUS

	2016-17	Career
10+ Pts	10	13
15+ Pts	3	3
20+ Pts	-	-
10+ Rebs	-	-
15+ Rebs	-	-
Double-Double	-	-
5+ Ast	4	6
Led AR in Pts	2	2
Led AR in Reb	-	-
GP/GS	21/21	48/26

## 16-17 GAME BY GAME

Opponent	Date	gs	min	Total		3-Pointers		Free throws		Rebounds				Other				pts	avg		
				fg-fga	pct	3fg-fga	pct	ft-fga	pct	off	def	tot	avg	pf	a	t/o	blk			stl	
SAM HOUSTON STATE	11/11/16	*	27	5-7	.714	0-0	.000	2-2	1.000	0	2	2	2.0	2	3	1	0	2	12	12.0	
LA-MONROE	11/13/16	*	25	2-3	.667	0-0	.000	5-6	.833	3	2	5	3.5	1	2	1	1	3	9	10.5	
SOUTH DAKOTA	11/17/16	*	34	5-10	.500	0-0	.000	2-2	1.000	1	1	2	3.0	3	4	2	0	4	12	11.0	
STETSON	11/21/16	*	36	6-10	.600	0-1	.000	6-6	1.000	0	3	3	3.0	2	5	4	0	1	18	12.8	
vs Memphis	11/25/16	*	21	5-7	.714	0-1	.000	3-4	.750	2	1	3	3.0	1	7	2	0	4	13	12.8	
vs NAVY	11/26/16	*	22	2-2	1.000	0-0	.000	0-0	.000	0	0	0	2.5	5	1	2	0	0	4	11.3	
at Tulsa	11/30/16	*	34	2-6	.333	0-0	.000	2-2	1.000	0	4	4	2.7	3	4	2	0	1	6	10.6	
TEXAS TECH	12/03/16	*	36	5-14	.357	1-2	.500	0-1	.000	1	2	3	2.8	0	4	0	0	3	11	10.6	
BUTLER	12/07/16	*	35	4-8	.500	0-0	.000	3-4	.750	0	2	2	2.7	4	5	1	0	1	11	10.7	
at Missouri State	12/11/16	*	37	6-16	.375	1-2	.500	1-4	.250	2	1	3	2.7	1	2	1	0	1	14	11.0	
NWST	12/18/16	*	10	1-2	.500	0-0	.000	0-0	.000	0	1	1	2.5	1	2	0	0	1	2	10.2	
#4 MISSISSIPPI STATE	01/05/17	*	38	4-12	.333	1-2	.500	8-9	.889	0	2	2	2.5	4	0	1	2	3	17	10.8	
LSU	01/08/17	*	34	0-6	.000	0-2	.000	6-8	.750	1	1	2	2.5	4	5	4	3	2	6	10.4	
at Texas A&M	01/12/17	*	26	6-9	.667	2-3	.667	2-2	1.000	0	1	1	2.4	4	2	3	0	1	16	10.8	
at Alabama	01/15/17	*	35	5-10	.500	0-2	.000	1-1	1.000	0	2	2	2.3	5	4	1	0	1	11	10.8	
VANDERBILT	01/19/17	*	31	3-7	.429	0-1	.000	2-4	.500	1	3	4	2.4	3	3	2	0	0	8	10.6	
MISSOURI	01/23/17	*	26	1-6	.167	0-0	.000	0-0	.000	2	2	4	2.5	2	2	2	0	4	2	10.1	
at LSU	01/29/17	*	34	1-7	.143	0-0	.000	0-1	.000	1	2	3	2.6	3	4	4	0	1	2	9.7	
UGA	02/02/17	*	36	3-13	.231	0-3	.000	1-4	.250	1	3	4	2.6	3	4	3	0	3	7	9.5	
#4 SOUTH CAROLINA	02/05/17	*	32	1-10	.100	0-1	.000	0-0	.000	2	3	5	2.8	4	2	2	1	2	2	9.2	
at Florida	02/09/17	*	31	4-8	.500	0-0	.000	0-0	.000	1	1	2	2.7	3	2	4	0	6	8	9.1	
Totals			21	640	71-173	.410	5-20	.250	44-60	.733	18	39	57	2.7	58	67	42	7	44	191	9.1

Games played: 21  
Minutes/game: 30.5  
Points/game: 9.1  
FG Pct: 41.0  
3FG Pct: 25.0  
FT Pct: 73.3

Rebounds/game: 2.7  
Assists/game: 3.2  
Turnovers/game: 2.0  
Assist/turnover ratio: 1.6  
Steals/game: 2.1  
Blocks/game: 0.3

## HONORS

- Arkansas Academic Honor Roll (3.0-3.49 GPA) (Fall 2016)


## MONK'S CAREER STATISTICS

Season	gp-gs	min/avg	Total		3-Point		F-Throws		Rebounds				Other				Scoring			
			fg-fga	pct	fg-fga	pct	ft-fga	pct	off	def	tot	avg	pf	fo	ast	to	blk	stl	pts	avg
2015-16	27-5	461/17.1	48-136	.353	2-10	.200	12-19	.632	6	23	29	1.1	60	2	47	44	5	23	110	4.1
2016-17	21-21	640/30.5	71-173	.410	5-20	.250	44-60	.733	18	39	57	2.7	58	2	67	42	7	44	191	9.1
TOTAL	48-26	1101/22.9	119-309	.385	7-30	.233	56-79	.709	24	62	86	1.8	118	4	114	86	12	67	301	6.3

# 4

## NOTES

- Career-best 23 points on 6-for-8 shooting in win over Houston Baptist
- First start of the season verses HBU
- Eighteen games with 20+ minutes this year
- Career-best nine rebounds against Northwestern State
- Repeated with nine boards at Alabama
- Ten double figure scoring games
- Also throws javelin for the Razorback track and field team



**KEIRYN SWENSON**  
F | SO | 6-1 | WICHITA, KAN.

## 16-17 HIGHS

Points	23 vs. HBU, 12-28-16
FGM	7 vs. Navy, 11-26-16
FGA	13 at Ole Miss, 1-1-17
3PM	4 at Ole Miss, 1-1-17
3PA	9 at Ole Miss, 1-1-17
FTM	8 vs. HBU, 12-28-16
FTA	9 vs. HBU, 12-28-16
OREB	5 at Alabama, 1-15-17*
DREB	6 vs. NSU, 12-18-15
REB	9 at Alabama, 1-15-17*
AST	2 vs. NSU, 12-18-15
BLK	2 vs. HBU, 12-28-16*
STL	1 at Alabama, 1-15-17*
MIN	37 at Ole Miss, 1-1-17

## CAREER HIGHS

Points	23 vs. HBU, 12-28-16
FGM	7 vs. Navy, 11-26-16
FGA	13 at Ole Miss, 1-1-17
3PM	4 at Ole Miss, 1-1-17
3PA	9 at Ole Miss, 1-1-17
FTM	8 vs. HBU, 12-28-16
FTA	9 vs. HBU, 12-28-16
OREB	5 at Alabama, 1-15-17*
DREB	6 vs. NSU, 12-18-15*
REB	9 at Alabama, 1-15-17*
AST	2 vs. NSU, 12-18-15*
BLK	2 vs. HBU, 12-28-16*
STL	2, New Orleans, 12-30-15*
MIN	37 at Ole Miss, 1-1-17

\*Most Recent

## MISCELLANEOUS

	2016-17	Career
10+ Pts	10	10
15+ Pts	4	4
20+ Pts	1	1
10+ Rebs	-	-
15+ Rebs	-	-
Double-Double	-	-
5+ Ast	-	-
Led AR in Pts	1	1
Led AR in Reb	-	1
GP/GS	24/5	53/6

## HONORS

- SEC First-Year Academic Honor Roll ('16)
- Arkansas Academic Champion (4.00 GPA) (Fall 2015, Spring 2016, Fall 2016)

## 16-17 GAME BY GAME

Opponent	Date	gs	min	Total		3-Pointers		Free throws		Rebounds				pts	avg					
				fg-fga	pct	3fg-fga	pct	ft-fa	pct	off	def	tot	avg							
SAM HOUSTON STATE	11/11/16	23	2-6	.333	1-3	.333	0-0	.000	0	5	5	5.0	3	1	2	0	1	5	5.0	
LA-MONROE	11/13/16	23	5-7	.714	2-3	.667	1-1	1.000	2	4	6	5.5	0	1	0	1	1	13	9.0	
SOUTH DAKOTA	11/17/16	18	1-3	.333	0-1	.000	1-2	.500	5	1	6	5.7	0	0	0	1	0	3	7.0	
STETSON	11/21/16	20	3-5	.600	2-2	1.000	1-2	.500	1	1	2	4.8	2	0	1	0	1	9	7.5	
vs Memphis	11/25/16	20	4-7	.571	1-2	.500	1-1	1.000	1	1	2	4.2	1	1	0	0	0	10	8.0	
vs NAVY	11/26/16	34	7-12	.583	2-3	.667	0-0	.000	1	2	3	4.0	1	0	0	1	1	16	9.3	
at Tulsa	11/30/16	12	0-2	.000	0-2	.000	0-0	.000	0	2	2	3.7	2	0	0	0	0	0	8.0	
TEXAS TECH	12/03/16	18	2-3	.667	1-1	1.000	3-4	.750	1	4	5	3.9	0	1	1	1	0	8	8.0	
BUTLER	12/07/16	23	6-7	.857	3-3	1.000	0-0	.000	0	3	3	3.8	0	0	1	2	1	15	8.8	
at Missouri State	12/11/16	21	2-3	.667	0-1	.000	1-1	1.000	4	1	5	3.9	2	0	2	2	0	5	8.4	
NWST	12/18/16	25	4-9	.444	1-3	.333	2-2	1.000	3	6	9	4.4	3	2	0	0	0	11	8.6	
ORU	12/21/16	23	0-2	.000	0-1	.000	0-0	.000	1	2	3	4.3	3	0	0	2	0	0	7.9	
HOUSTON BAPTIST	12/28/16	* 31	6-8	.750	3-3	1.000	8-9	.889	4	3	7	4.5	1	1	1	2	1	23	9.1	
at Ole Miss	01/01/17	* 37	6-13	.462	4-9	.444	3-3	1.000	1	3	4	4.4	1	0	1	1	1	19	9.8	
#4 MISSISSIPPI STATE	01/05/17	* 30	1-8	.125	0-3	.000	0-0	.000	3	4	7	4.6	1	1	2	1	1	2	9.3	
LSU	01/08/17	20	3-4	.750	2-3	.667	2-2	1.000	2	2	4	4.6	3	0	2	0	0	10	9.3	
at Texas A&M	01/12/17	25	3-5	.600	1-3	.333	3-4	.750	2	1	3	4.5	0	0	1	1	0	10	9.4	
at Alabama	01/15/17	21	4-9	.444	2-2	1.000	2-3	.667	5	4	9	4.7	2	0	4	0	1	12	9.5	
VANDERBILT	01/19/17	* 19	3-4	.750	1-2	.500	1-1	1.000	0	4	4	4.7	4	1	1	0	0	8	9.4	
MISSOURI	01/23/17	* 27	1-4	.250	0-2	.000	0-0	.000	1	2	3	4.6	0	0	1	0	0	2	9.1	
at LSU	01/29/17	14	0-1	.000	0-0	.000	0-0	.000	0	1	1	4.4	1	0	0	0	0	0	8.6	
UGA	02/02/17	14	1-3	.333	1-2	.500	0-0	.000	0	1	1	4.3	3	0	0	0	1	3	8.4	
#4 SOUTH CAROLINA	02/05/17	22	3-8	.375	0-4	.000	0-0	.000	3	1	4	4.3	2	1	2	0	0	6	8.3	
at Florida	02/09/17	32	1-5	.200	1-3	.333	0-0	.000	0	2	2	4.2	2	0	1	1	0	3	8.0	
Totals		5	552	68-138	.493	28-61	.459	29-35	.829	40	60	100	4.2	37	10	23	16	10	193	8.0

Games played: 24  
Minutes/game: 23.0  
Points/game: 8.0  
FG Pct: 49.3  
3FG Pct: 45.9  
FT Pct: 82.9

Rebounds/game: 4.2  
Assists/game: 0.4  
Turnovers/game: 1.0  
Assist/turnover ratio: 0.4  
Steals/game: 0.4  
Blocks/game: 0.7

## SWENSON'S CAREER STATISTICS


Season	gp-gs	min/avg	Total		3-Point		F-Throws		Rebounds				Scoring							
			fg-fga	pct	fg-fga	pct	ft-fa	pct	off	def	tot	avg	pf	fo	ast	to	blk	stl	pts	avg
2015-16	29-1	373/12.9	27-84	.321	5-21	.238	19-27	.704	34	34	68	2.3	26	0	7	15	4	10	78	2.7
2016-17	24-5	552/23.0	68-138	.493	28-61	.459	29-35	.829	40	60	100	4.2	37	0	10	23	16	10	193	8.0
TOTAL	53-6	925/17.5	95-222	.428	33-82	.402	48-62	.774	74	94	168	3.2	63	0	17	38	20	20	271	5.1



# 10

## NOTES

- Played in 15 games this year
- Career-best nine points in 14 minutes against ULM
- Earned first career start at LSU Jan. 29
- Shooting 46.2%, grabbed 15 rebounds and scored 16 points in four games as a starter



**KIARA WILLIAMS**  
F/C | FR | 6-1 | LITTLE ROCK, ARK.

## 16-17 HIGHS

Points	9 vs. ULM, 11-13-16
FGM	4 vs. ULM, 11-13-16
FGA	6 vs. ULM, 11-13-16
3PM	0
3PA	0
FTM	2 vs. Missouri, 1-23-17
FTA	5 vs. Missouri, 1-23-17
OREB	5 vs. Georgia, 2-2-17
DREB	4 at Alabama, 1-15-17*
REB	7 vs. Georgia, 2-2-17
AST	2 vs. Georgia, 2-2-17
BLK	1 at Missouri State, 12-11-16
STL	1 vs. Georgia, 2-2-17*
MIN	22 vs. Georgia, 2-2-17

## CAREER HIGHS

Points	9 vs. ULM, 11-13-16
FGM	4 vs. ULM, 11-13-16
FGA	6 vs. ULM, 11-13-16
3PM	0
3PA	0
FTM	2 vs. Missouri, 1-23-17
FTA	5 vs. Missouri, 1-23-17
OREB	5 vs. Georgia, 2-2-17
DREB	4 at Alabama, 1-15-17*
REB	7 vs. Georgia, 2-2-17
AST	2 vs. Georgia, 2-2-17
BLK	1 at Missouri State, 12-11-16
STL	1 vs. Georgia, 2-2-17*
MIN	22 vs. Georgia, 2-2-17

\*Most Recent

## MISCELLANEOUS

	2016-17	Career
10+ Pts	-	-
15+ Pts	-	-
20+ Pts	-	-
10+ Rebs	-	-
15+ Rebs	-	-
Double-Double	-	-
5+ Ast	-	-
Led AR in Pts	-	-
Led AR in Reb	-	-
GP/GS	15/4	15/4

## HONORS

• TBA

## 16-17 GAME BY GAME

Opponent	Date	gs	min	Total		3-Pointers		Free throws		Rebounds				pf	a	t/o	blk	stl	pts	avg
				fg-fga	pct	3fg-fga	pct	ft-fa	pct	off	def	tot	avg							
SAM HOUSTON STATE	11/11/16	5	0-1	.000	0-0	.000	0-0	.000	0	1	1	1.0	0	0	1	0	1	0	0	0.0
LA-MONROE	11/13/16	14	4-6	.667	0-0	.000	1-4	.250	2	3	5	3.0	4	0	0	0	0	0	9	4.5
STETSON	11/21/16	0	0-0	.000	0-0	.000	0-0	.000	0	0	0	2.0	0	0	0	0	0	0	0	3.0
vs Memphis	11/25/16	8	3-4	.750	0-0	.000	0-0	.000	2	4	6	3.0	2	0	0	0	0	0	6	3.8
at Tulsa	11/30/16	8	1-2	.500	0-0	.000	1-2	.500	1	2	3	3.0	0	0	0	0	0	0	3	3.6
BUTLER	12/07/16	10	1-1	1.000	0-0	.000	0-0	.000	1	2	3	3.0	2	0	1	0	1	2	3.3	
at Missouri State	12/11/16	12	1-2	.500	0-0	.000	0-2	.000	1	2	3	3.0	1	0	0	1	0	2	3.1	
NWST	12/18/16	14	0-2	.000	0-0	.000	0-2	.000	0	1	1	2.8	4	1	3	1	0	0	2.8	
at Alabama	01/15/17	15	3-3	1.000	0-0	.000	1-1	1.000	2	4	6	3.1	3	0	4	0	1	7	3.2	
VANDERBILT	01/19/17	15	1-1	1.000	0-0	.000	0-2	.000	2	0	2	3.0	1	0	0	0	0	2	3.1	
MISSOURI	01/23/17	13	2-5	.400	0-0	.000	2-5	.400	2	1	3	3.0	3	0	0	0	0	6	3.4	
at LSU	01/29/17 *	16	1-3	.333	0-0	.000	2-2	1.000	1	3	4	3.1	5	0	3	2	0	4	3.4	
UGA	02/02/17 *	22	3-5	.600	0-0	.000	0-3	.000	5	2	7	3.4	0	2	1	0	1	6	3.6	
#4 SOUTH CAROLINA	02/05/17 *	26	1-3	.333	0-0	.000	2-2	1.000	1	2	3	3.4	3	0	0	0	2	4	3.6	
at Florida	02/09/17 *	14	1-2	.500	0-0	.000	0-0	.000	1	0	1	3.2	3	0	0	0	2	2	3.5	
Totals		4	192	22-40	.550	0-0	.000	9-25	.360	21	27	48	3.2	31	3	13	4	8	53	3.5

Games played: 15  
Minutes/game: 12.8  
Points/game: 3.5  
FG Pct: 55.0  
FT Pct: 36.0

Rebounds/game: 3.2  
Assists/game: 0.2  
Turnovers/game: 0.9  
Assist/turnover ratio: 0.2  
Steals/game: 0.5  
Blocks/game: 0.3

## WILLIAMS' CAREER STATISTICS

Season	gp-gs	min/avg	Total		3-Point		F-Throws		Rebounds				Scoring							
			fg-fga	pct	fg-fga	pct	ft-fa	pct	off	def	tot	avg	pf	fo	ast	to	blk	stl	pts	avg
2016-17	15-4	192/12.8	22-40	.550	0-0	.000	9-25	.360	21	27	48	3.2	31	1	3	13	4	8	53	3.5
TOTAL	15-4	192/12.8	22-40	.550	0-0	.000	9-25	.360	21	27	48	3.2	31	1	3	13	4	8	53	3.5

# 14

## 16-17 HIGHS

Points	19 vs. ORU, 12-21-16
FGM	9 vs. ORU, 12-21-16
FGA	15 vs. ORU, 12-21-16
3PM	3 vs. Vanderbilt, 1-19-17
3PA	6 vs. Vanderbilt, 1-19-17
FTM	2 vs. Vanderbilt, 1-19-17*
FTA	2 vs. Vanderbilt, 1-19-17*
OREB	4 vs. Texas Tech, 12-3-16
DREB	6 at Alabama, 1-15-17*
REB	9 vs. Texas Tech, 12-3-16
AST	11 vs. HBU, 12-28-16
BLK	1 vs. Vanderbilt, 1-19-17*
STL	4 at Florida, 2-9-17
MIN	40 vs. ORU, 12-21-16

\* Most Recent

## CAREER HIGHS

Points	19 vs. ORU, 12-21-16
FGM	9 vs. ORU, 12-21-16
FGA	15 vs. ORU, 12-21-16
3PM	3 vs. Vanderbilt, 1-19-17
3PA	6 vs. Vanderbilt, 1-19-17
FTM	2 vs. Vanderbilt, 1-19-17*
FTA	2 vs. Vanderbilt, 1-19-17*
OREB	4 vs. Texas Tech, 12-3-16
DREB	6 vs. ORU, 12-21-16
REB	9 vs. Texas Tech, 12-3-16
AST	11 vs. HBU, 12-28-16
BLK	1 vs. Vanderbilt, 1-19-17*
STL	4 at Florida, 2-9-17
MIN	40 vs. ORU, 12-21-16

\* Most Recent

## MISCELLANEOUS

	2016-17	Career
10+ Pts	8	8
15+ Pts	3	3
20+ Pts	-	-
10+ Rebs	-	-
15+ Rebs	-	-
Double-Double	2	2
5+ Ast	5	5
Led AR in Pts	3	3
Led AR in Reb	-	-
GP/GS	24/24	24/24

## HONORS

- SEC Freshman of the Week (Nov. 29, 2016)
- SEC Freshman of the Week (Jan. 19)
- Member of the SEC WBB Leadership Council

## NOTES

- Member of the SEC Women's Basketball Leadership Council
- Played and started all games as a true freshman
- **SEC Freshman of the Week** honors Nov. 29 recording 18 points, nine rebounds and seven assists in two games
- Posted career-best with 19 points on 9-for-15 shooting versus ORU
- Eight games with double figure scoring
- Career-best 11 assists versus HBU
- First career double-double with 10 points and 11 assists versus Houston Baptist
- Back-to-back double-doubles with 10 and 10 at Ole Miss in the conference opener
- Second **SEC Freshman of the Week** honor Jan. 19



**JAILYN MASON**  
PG | FR | 5-9 | MASON, OHIO

## 16-17 GAME BY GAME

Opponent	Date	gs	min	Total		3-Pointers		Free throws		Rebounds				pf	a	t/o	blk	stl	pts	avg	
				fg-fga	pct	3fg-fga	pct	ft-fga	pct	off	def	tot	avg								
SAM HOUSTON STATE	11/11/16	*	36	2-9	.222	1-2	.500	0-0	.000	0	4	4	4.0	1	5	2	0	3	5	5.0	
LA-MONROE	11/13/16	*	18	2-4	.500	0-1	.000	0-0	.000	0	0	0	2.0	4	2	1	0	0	4	4.5	
SOUTH DAKOTA	11/17/16	*	30	3-7	.429	2-3	.667	2-2	1.000	0	2	2	2.0	1	2	0	0	1	10	6.3	
STETSON	11/21/16	*	31	5-10	.500	1-1	1.000	0-1	.000	1	5	6	3.0	1	2	0	0	0	11	7.5	
vs Memphis	11/25/16	*	25	4-7	.571	1-1	1.000	0-0	.000	1	3	4	3.2	3	2	3	0	0	9	7.8	
vs NAVY	11/26/16	*	28	4-7	.571	1-2	.500	0-0	.000	0	5	5	3.5	4	5	1	0	0	9	8.0	
at Tulsa	11/30/16	*	26	4-8	.500	0-0	.000	0-0	.000	1	5	6	3.9	3	2	2	0	0	8	8.0	
TEXAS TECH	12/03/16	*	31	4-8	.500	0-0	.000	1-2	.500	4	5	9	4.5	1	3	1	0	0	9	8.1	
BUTLER	12/07/16	*	34	0-4	.000	0-0	.000	0-0	.000	2	4	6	4.7	0	5	3	0	1	0	7.2	
at Missouri State	12/11/16	*	22	0-6	.000	0-1	.000	0-0	.000	1	2	3	4.5	2	0	0	0	1	0	6.5	
NWST	12/18/16	*	36	3-7	.429	1-3	.333	0-0	.000	2	3	5	4.5	0	3	4	1	3	7	6.5	
ORU	12/21/16	*	40	9-15	.600	0-1	.000	1-2	.500	0	6	6	4.7	2	3	1	0	0	19	7.6	
HOUSTON BAPTIST	12/28/16	*	33	5-11	.455	0-1	.000	0-0	.000	0	4	4	4.6	1	11	0	1	4	10	7.8	
at Ole Miss	01/01/17	*	36	5-11	.455	0-0	.000	0-0	.000	0	5	5	4.6	4	10	1	1	0	10	7.9	
#4 MISSISSIPPI STATE	01/05/17	*	35	3-12	.250	0-0	.000	1-2	.500	0	3	3	4.5	5	2	2	2	1	7	7.9	
LSU	01/08/17	*	33	1-4	.250	0-2	.000	0-0	.000	0	3	3	4.4	2	2	2	0	1	2	7.5	
at Texas A&M	01/12/17	*	29	3-8	.375	0-1	.000	0-0	.000	0	4	4	4.4	2	2	1	0	2	6	7.4	
at Alabama	01/15/17	*	31	7-13	.538	1-2	.500	0-0	.000	0	6	6	4.5	3	4	3	0	1	15	7.8	
VANDERBILT	01/19/17	*	34	6-11	.545	3-6	.500	2-2	1.000	2	4	6	4.6	4	1	3	1	1	17	8.3	
MISSOURI	01/23/17	*	34	3-10	.300	0-2	.000	0-0	.000	1	1	2	4.5	4	0	1	1	0	6	8.2	
at LSU	01/29/17	*	35	2-7	.286	1-2	.500	0-0	.000	0	0	0	4.2	1	2	2	0	4	5	8.0	
UGA	02/02/17	*	26	3-11	.273	2-3	.667	0-0	.000	1	3	4	4.2	4	3	3	0	3	8	8.0	
#4 SOUTH CAROLINA	02/05/17	*	19	1-7	.143	1-4	.250	0-0	.000	0	1	1	4.1	1	4	2	0	0	3	7.8	
at Florida	02/09/17	*	27	6-10	.600	1-4	.250	0-0	.000	1	2	3	4.0	2	2	3	0	4	13	8.0	
Totals			24	729	85-207	.411	16-42	.381	7-11	.636	17	80	97	4.0	55	77	41	7	30	193	8.0

Games played: 24  
Minutes/game: 30.4  
Points/game: 8.0  
FG Pct: 41.1  
3FG Pct: 38.1  
FT Pct: 63.6

Rebounds/game: 4.0  
Assists/game: 3.2  
Turnovers/game: 1.7  
Assist/turnover ratio: 1.9  
Steals/game: 1.3  
Blocks/game: 0.3

## MASON'S CAREER STATISTICS

Season	gp-gs	min/avg	Total		3-Point		F-Throws		Rebounds				Scoring							
			fg-fga	pct	fg-fga	pct	ft-fga	pct	off	def	tot	avg	pf	fo	ast	to	blk	stl	pts	avg
2016-17	24-24	729/30.4	85-207	.411	16-42	.381	7-11	.636	17	80	97	4.0	55	1	77	41	7	30	193	8.0
TOTAL	24-24	729/30.4	85-207	.411	16-42	.381	7-11	.636	17	80	97	4.0	55	1	77	41	7	30	193	8.0

# 20

## NOTES

- Played in nine games this year
- Missed NSU, ORU games with injury
- Several career high marks against HBU including points, field goals and 3-point field goals made and rebounds



**SYDNEY STOUT**  
F | FR | 6-0 | BIXBY, OKLA.

## 16-17 HIGHS

Points	8 vs. HBU, 12-28-16
FGM	3 vs. HBU, 12-28-16
FGA	5 vs. HBU, 12-28-16
3PM	2 vs. HBU, 12-28-16
3PA	4 vs. HBU, 12-28-16
FTM	2 at Texas A&M, 1-12-17
FTA	4 at Texas A&M, 1-12-17
OREB	1 vs. Georgia, 2-2-17*
DREB	6 vs. HBU, 12-28-16
REB	6 vs. HBU, 12-28-16
AST	1 vs. Missouri, 1-23-17
BLK	1 vs. ULM, 11-13-16
STL	0
MIN	15 vs. HBU, 12-28-16

\* Most Recent

## CAREER HIGHS

Points	8 vs. HBU, 12-28-16
FGM	3 vs. HBU, 12-28-16
FGA	5 vs. HBU, 12-28-16
3PM	2 vs. HBU, 12-28-16
3PA	4 vs. HBU, 12-28-16
FTM	2 at Texas A&M, 1-12-17
FTA	4 at Texas A&M, 1-12-17
OREB	1 vs. Georgia, 2-2-17*
DREB	6 vs. HBU, 12-28-16
REB	6 vs. HBU, 12-28-16
AST	1 vs. Missouri, 1-23-17
BLK	1 vs. ULM, 11-13-16
STL	0
MIN	15 vs. HBU, 12-28-16

\* Most Recent

## MISCELLANEOUS

	2016-17	Career
10+ Pts	-	-
15+ Pts	-	-
20+ Pts	-	-
10+ Rebs	-	-
15+ Rebs	-	-
Double-Double	-	-
5+ Ast	-	-
Led AR in Pts	-	-
Led AR in Reb	-	-
GP/GS	9/-	9/-

## HONORS

- Arkansas Academic Honor Roll (3.0-3.49 GPA) (Fall 2016)

## 16-17 GAME BY GAME

Opponent	Date	gs	min	Total		3-Pointers		Free throws		Rebounds				pf	a	t/o	blk	stl	pts	avg
				fg-fga	pct	3fg-fga	pct	ft-fga	pct	off	def	tot	avg							
SAM HOUSTON STATE	11/11/16	3		0-0	.000	0-0	.000	0-0	.000	0	0	0	0.0	0	0	0	0	0	0	0.0
LA-MONROE	11/13/16	6		0-2	.000	0-2	.000	0-0	.000	0	0	0	0.0	1	0	0	1	0	0	0.0
vs Memphis	11/25/16	4		1-1	1.000	1-1	1.000	0-0	.000	0	1	1	0.3	2	0	0	0	0	3	1.0
HOUSTON BAPTIST	12/28/16	15		3-5	.600	2-4	.500	0-0	.000	0	6	6	1.8	1	0	2	0	0	8	2.8
at Texas A&M	01/12/17	9		0-2	.000	0-1	.000	2-4	.500	1	0	1	1.6	3	0	0	0	0	2	2.6
MISSOURI	01/23/17	5		1-1	1.000	1-1	1.000	0-0	.000	0	0	0	1.3	1	1	0	0	0	3	2.7
at LSU	01/29/17	5		0-0	.000	0-0	.000	0-0	.000	0	0	0	1.1	1	0	0	0	0	0	2.3
UGA	02/02/17	6		0-2	.000	0-2	.000	0-0	.000	1	1	2	1.3	2	0	0	0	0	0	2.0
#4 SOUTH CAROLINA	02/05/17	2		0-0	.000	0-0	.000	0-0	.000	0	0	0	1.1	0	0	0	0	0	0	1.8
Totals		0	55	5-13	.385	4-11	.364	2-4	.500	2	8	10	1.1	11	1	2	1	0	16	1.8

Games played: 9  
Minutes/game: 6.1  
Points/game: 1.8  
FG Pct: 38.5  
3FG Pct: 36.4  
FT Pct: 50.0

Rebounds/game: 1.1  
Assists/game: 0.1  
Turnovers/game: 0.2  
Assist/turnover ratio: 0.5  
Blocks/game: 0.1

## STOUT'S CAREER STATISTICS

Season	gp-gs	min/avg	Total		3-Point		F-Throws		Rebounds				Scoring							
			fg-fga	pct	fg-fga	pct	ft-fga	pct	off	def	tot	avg	pf	fo	ast	to	blk	stl	pts	avg
2016-17	9-0	55/6.1	5-13	.385	4-11	.364	2-4	.500	2	8	10	1.1	11	0	1	2	1	0	16	1.8
TOTAL	9-0	55/6.1	5-13	.385	4-11	.364	2-4	.500	2	8	10	1.1	11	0	1	2	1	0	16	1.8

# 21

## 16-17 HIGHS

Points	18 at Missouri State, 12-11-16
FGM	6 vs. LSU, 1-8-17
FGA	17 at Missouri State, 12-11-16
3PM	3 vs. Georgia, 2-2-17*
3PA	8 vs. LSU, 1-8-17
FTM	5 at Missouri State, 12-11-16
FTA	7 at Missouri State, 12-11-16
OREB	2 at Alabama, 1-15-17
DREB	7 vs. LSU, 1-8-17
REB	7 vs. LSU, 1-8-17
AST	6 vs. ORU, 12-21-16
BLK	1 vs. Georgia, 2-2-17*
STL	4 vs. Vanderbilt, 1-19-17*
MIN	37 vs. ORU, 12-21-16

## CAREER HIGHS

Points	18 at Missouri State, 12-11-16
FGM	7, MVSU, 12-28-15
FGA	17 at Missouri State, 12-11-16*
	19, at Auburn, 1-24-16 OT
3PM	3 vs. Georgia, 2-2-17*
3PA	9, at Butler, 12-13-15
	9, at Auburn, 1-24-16 OT*
FTM	7, New Orleans, 12-30-15
FTA	8, New Orleans, 12-30-15
OREB	2 at Alabama, 1-15-17*
DREB	7 vs. LSU, 1-8-17
	8, at Auburn, 1-24-16 OT
REB	7 vs. LSU, 1-8-17
	9, at Auburn, 1-24-16 OT
AST	6 vs. ORU, 12-21-16
BLK	3, MVSU, 12-28-15
STL	4 vs. Vanderbilt, 1-19-17*
MIN	37, at Butler, 12-13-15
	42, at Auburn, 1-24-16 OT

\*Most Recent

## MISCELLANEOUS

	2016-17	Career
10+ Pts	7	22
15+ Pts	2	7
20+ Pts	-	1
10+ Rebs	-	-
15+ Rebs	-	-
Double-Double	-	-
5+ Ast	2	3
Led AR in Pts	2	4
Led AR in Reb	-	-
GP/GS	23/9	53/34

## HONORS

- SEC First-Year Academic Honor Roll ('16)
- Arkansas Academic Honor Roll (3.0-3.49 GPA) (Fall 2015, Spring 2016, Fall 2016)

## NOTES

- Missed first game with a family emergency
- Scored career-best 18 points in road game at Missouri State
- Three of four games before the holiday break with double figures
- Fourth double figure scoring game with 15 points against LSU (1-8-17)
- Seven games with double digit points this season
- Tied her career-best with four steals against Vanderbilt



**DEVIN COSPER**  
G | SR | 5-10 | COFFEYVILLE, KAN.

## 16-17 GAME BY GAME

Opponent	Date	gs	min	Total		3-Pointers		Free throws		Rebounds				pf	a	t/o	blk	stl	pts	avg
				fg-fga	pct	3fg-fga	pct	ft-fa	pct	off	def	tot	avg							
LA-MONROE	11/13/16	18	2-5	.400	0-2	.000	2-2	1.000	0	1	1	1.0	0	5	0	1	4	6	6.0	
SOUTH DAKOTA	11/17/16	6	0-1	.000	0-0	.000	0-0	.000	0	2	2	1.5	0	0	0	0	0	3.0		
STETSON	11/21/16	9	0-2	.000	0-2	.000	0-0	.000	0	0	0	1.0	0	1	0	0	0	2.0		
vs Memphis	11/25/16	17	4-7	.571	0-3	.000	0-0	.000	0	2	2	1.3	4	2	1	0	0	8	3.5	
vs NAVY	11/26/16	15	1-4	.250	0-2	.000	0-0	.000	0	2	2	1.4	0	3	0	0	2	2	3.2	
at Tulsa	11/30/16	9	0-3	.000	0-1	.000	1-2	.500	1	1	2	1.5	1	0	1	0	0	1	2.8	
TEXAS TECH	12/03/16	11	1-4	.250	0-1	.000	0-0	.000	0	5	5	2.0	0	4	0	0	0	2	2.7	
BUTLER	12/07/16	21	5-9	.556	1-1	1.000	2-4	.500	0	2	2	2.0	0	0	3	0	2	13	4.0	
at Missouri State	12/11/16	30	5-17	.294	3-7	.429	5-7	.714	0	4	4	2.2	2	1	1	0	3	18	5.6	
NWST	12/18/16	21	4-6	.667	1-2	.500	0-0	.000	0	2	2	2.2	0	3	2	1	1	9	5.9	
ORU	12/21/16	* 37	5-14	.357	0-3	.000	0-0	.000	0	3	3	2.3	0	6	2	1	2	10	6.3	
HOUSTON BAPTIST	12/28/16	* 28	2-9	.222	1-1	1.000	0-0	.000	0	3	3	2.3	1	3	2	1	1	5	6.2	
at Ole Miss	01/01/17	* 33	4-9	.444	0-2	.000	1-1	1.000	0	3	3	2.4	3	2	1	0	2	9	6.4	
#4 MISSISSIPPI STATE	01/05/17	* 18	2-3	.667	0-0	.000	2-3	.667	1	0	1	2.3	0	2	2	0	0	6	6.4	
LSU	01/08/17	* 27	6-12	.500	3-8	.375	0-0	.000	0	7	7	2.6	2	2	6	1	1	15	6.9	
at Texas A&M	01/12/17	* 15	1-6	.167	0-2	.000	0-0	.000	0	2	2	2.6	4	1	0	0	1	2	6.6	
at Alabama	01/15/17	* 33	5-14	.357	0-4	.000	0-0	.000	2	2	4	2.6	4	0	3	0	1	10	6.8	
VANDERBILT	01/19/17	* 33	3-11	.273	1-4	.250	4-4	1.000	1	3	4	2.7	3	3	3	0	4	11	7.1	
MISSOURI	01/23/17	* 27	3-9	.333	1-2	.500	0-0	.000	0	0	0	2.6	1	1	3	0	1	7	7.1	
at LSU	01/29/17	13	0-5	.000	0-0	.000	0-0	.000	1	1	2	2.6	0	0	0	0	0	0	6.7	
UGA	02/02/17	24	3-5	.600	3-4	.750	0-0	.000	0	2	2	2.5	5	1	0	1	1	9	6.8	
#4 SOUTH CAROLINA	02/05/17	13	1-5	.200	1-4	.250	0-0	.000	1	1	2	2.5	1	1	1	0	0	3	6.6	
at Florida	02/09/17	22	4-9	.444	0-4	.000	2-2	1.000	0	1	1	2.4	1	1	3	0	0	10	6.8	
Totals		9	480	61-169	.361	15-59	.254	19-25	.760	7	49	56	2.4	32	42	34	6	26	156	6.8

Games played: 23  
Minutes/game: 20.9  
Points/game: 6.8  
FG Pct: 36.1  
3FG Pct: 25.4  
FT Pct: 76.0

Rebounds/game: 2.4  
Assists/game: 1.8  
Turnovers/game: 1.5  
Assist/turnover ratio: 1.2  
Steals/game: 1.1  
Blocks/game: 0.3

## COSPER'S CAREER STATISTICS

Season	gp-gs	min/avg	Total		3-Point		F-Throws		Rebounds				Scoring							
			fg-fga	pct	fg-fga	pct	ft-fa	pct	off	def	tot	avg	pf	fo	ast	to	blk	stl	pts	avg
2015-16	30-25	792/26.4	97-293	.331	25-104	.240	50-72	.694	16	83	99	3.3	57	0	42	74	5	34	269	9.0
2016-17	23-9	480/20.9	61-169	.361	15-59	.254	19-25	.760	7	49	56	2.4	32	1	42	34	6	26	156	6.8
TOTAL	53-34	1272/24.0	158-462	.342	40-163	.245	69-97	.711	23	132	155	2.9	89	1	84	108	11	60	425	8.0

# 22

## NOTES

- Improved her career-best with 11 points on 4-for-6 shooting at Tulsa
- Started 19 games this year
- Averaging 21.1 minutes as a sophomore
- Tied her career-best with seven rebounds vs. No. 4 Mississippi State - seven rebounds three times as a sophomore



**BAILEY ZIMMERMAN**  
G/F | SO | 6-0 | ST. VINCENT, ARK.

## 16-17 HIGHS

Points	11 vs. Tulsa, 11-30-16
FGM	4 vs. Tulsa, 11-30-16
FGA	8 vs. Georgia, 2-2-17
3PM	2 vs. Tulsa, 11-30-16*
3PA	5 vs. Georgia, 2-2-17*
FTM	4 at Missouri State, 12-11-16
FTA	4 vs. ORU, 12-21-16*
OREB	2 vs. #4 Miss State, 1-5-17*
DREB	6 at Alabama, 1-15-17
REB	7 at Alabama, 1-15-17*
AST	3 vs. Butler, 12-7-16*
BLK	1 vs. LSU, 1-8-17*
STL	2 vs. NSU, 12-18-15*
MIN	32 vs. SHSU, 11-11-16

\* Most Recent

## CAREER HIGHS

Points	11 vs. Tulsa, 11-30-16
FGM	4 vs. Tulsa, 11-30-16
FGA	9 at Butler, 12-13-15
3PM	2 vs. Tulsa, 11-30-16*
3PA	7, at Butler, 12-13-15
FTM	2 vs. South Dakota, 11-17-16*
FTA	4 vs. ORU, 12-21-16*
OREB	3 at Butler, 12-13-15*
DREB	6 at Alabama, 1-15-17
REB	7 at Alabama, 1-15-17*
AST	3 vs. Navy, 11-26-16*
BLK	1 vs. LSU, 1-8-17*
STL	2 vs. NSU, 12-18-15*
MIN	32 vs. SHSU, 11-11-16

\*Most Recent

## MISCELLANEOUS

	2016-17	Career
10+ Pts	-	-
15+ Pts	-	-
20+ Pts	-	-
10+ Rebs	-	-
15+ Rebs	-	-
Double-Double	-	-
5+ Ast	-	-
Led AR in Pts	-	-
Led AR in Reb	-	-
GP/GS	24/19	44/20

## 16-17 GAME BY GAME

Opponent	Date	gs	min	Total		3-Pointers		Free throws		Rebounds				pf	a	t/o	blk	stl	pts	avg	
				fg-fga	pct	3fg-fga	pct	ft-fa	pct	off	def	tot	avg								
SAM HOUSTON STATE	11/11/16	*	32	3-6	.500	2-5	.400	1-2	.500	2	3	5	5.0	1	3	1	0	1	9	9.0	
LA-MONROE	11/13/16	*	18	1-7	.143	0-3	.000	1-2	.500	2	5	7	6.0	0	2	0	0	1	3	6.0	
SOUTH DAKOTA	11/17/16	*	15	2-4	.500	2-3	.667	1-2	.500	2	2	4	5.3	3	1	0	0	0	7	6.3	
STETSON	11/21/16	*	24	2-4	.500	1-3	.333	0-0	.000	0	4	4	5.0	1	1	2	0	0	5	6.0	
vs Memphis	11/25/16	*	22	1-4	.250	1-4	.250	0-0	.000	0	3	3	4.6	2	2	2	0	2	3	5.4	
vs NAVY	11/26/16	*	13	0-1	.000	0-1	.000	0-0	.000	1	6	7	5.0	2	3	1	0	1	0	4.5	
at Tulsa	11/30/16	*	30	4-6	.667	2-3	.667	1-1	1.000	1	3	4	4.9	1	0	2	0	1	11	5.4	
TEXAS TECH	12/03/16	*	24	2-6	.333	1-3	.333	0-0	.000	1	3	4	4.8	2	0	1	1	0	5	5.4	
BUTLER	12/07/16	*	25	1-4	.250	1-3	.333	1-4	.250	1	2	3	4.6	3	3	1	0	1	4	5.2	
at Missouri State	12/11/16	*	31	2-7	.286	0-2	.000	4-4	1.000	3	1	4	4.5	0	2	1	0	2	8	5.5	
NWST	12/18/16	*	26	3-5	.600	0-2	.000	0-2	.000	1	2	3	4.4	1	1	2	0	2	6	5.5	
ORU	12/21/16	*	29	1-4	.250	0-1	.000	1-4	.250	1	5	6	4.5	0	0	1	1	0	3	5.3	
HOUSTON BAPTIST	12/28/16	*	20	1-4	.250	1-4	.250	0-0	.000	0	4	4	4.5	2	1	1	1	2	3	5.2	
at Ole Miss	01/01/17	*	22	0-1	.000	0-1	.000	0-0	.000	0	2	2	4.3	1	1	4	0	1	0	4.8	
#4 MISSISSIPPI STATE	01/05/17		25	2-6	.333	0-2	.000	1-3	.333	2	5	7	4.5	3	0	3	1	1	5	4.8	
LSU	01/08/17		11	1-3	.333	0-1	.000	0-3	.000	1	2	3	4.4	3	0	2	1	0	2	4.6	
at Texas A&M	01/12/17		20	0-6	.000	0-2	.000	0-0	.000	2	0	2	4.2	2	0	0	0	0	0	4.4	
at Alabama	01/15/17	*	25	0-4	.000	0-3	.000	0-0	.000	1	6	7	4.4	3	2	2	0	1	0	4.1	
VANDERBILT	01/19/17		12	2-6	.333	0-3	.000	0-0	.000	1	1	2	4.3	0	0	2	0	0	4	4.1	
MISSOURI	01/23/17		13	1-2	.500	1-2	.500	2-2	1.000	1	3	4	4.3	2	1	2	1	2	5	4.2	
at LSU	01/29/17	*	14	3-4	.750	1-1	1.000	0-0	.000	2	2	4	4.2	0	0	3	3	0	7	4.3	
UGA	02/02/17	*	24	2-8	.250	1-5	.200	0-0	.000	1	3	4	4.2	2	0	0	0	0	5	4.3	
#4 SOUTH CAROLINA	02/05/17	*	22	1-4	.250	1-4	.250	4-4	1.000	0	2	2	4.1	1	0	0	0	0	7	4.4	
at Florida	02/09/17	*	10	0-1	.000	0-1	.000	0-0	.000	0	1	1	4.0	2	0	1	0	0	0	4.3	
Totals			19	507	35-107	.327	15-62	.242	17-33	.515	26	70	96	4.0	37	23	34	9	18	102	4.3

Games played: 24  
Minutes/game: 21.1  
Points/game: 4.3  
FG Pct: 32.7  
3FG Pct: 24.2  
FT Pct: 51.5

Rebounds/game: 4.0  
Assists/game: 1.0  
Turnovers/game: 1.4  
Assist/turnover ratio: 0.7  
Steals/game: 0.8  
Blocks/game: 0.4

## HONORS

- Arkansas Athletic Director's List (3.5-3.99 GPA) (Fall 2015, Fall 2016)

## ZIMMERMAN'S CAREER STATISTICS

Season	gp-gs	min/avg	Total		3-Point		F-Throws		Rebounds				pf	fo	ast	to	blk	stl	Scoring	
			fg-fga	pct	fg-fga	pct	ft-fa	pct	off	def	tot	avg							pts	avg
2015-16	20-1	174/8.7	6-48	.125	4-33	.121	7-12	.583	12	9	21	1.1	9	0	4	15	2	4	23	1.2
2016-17	24-19	507/21.1	35-107	.327	15-62	.242	17-33	.515	26	70	96	4.0	37	0	23	34	9	18	102	4.3
TOTAL	44-20	681/15.5	41-155	.265	19-95	.200	24-45	.533	38	79	117	2.7	46	0	27	49	11	22	125	2.8

# 35

## 16-17 HIGHS

Points	13 vs. ULM, 11-13-16
FGM	5 vs. HBU, 12-28-16*
FGA	8 vs. South Dakota, 11-17-16*
3PM	0
3PA	0
FTM	7 vs. ULM, 11-13-16
FTA	12 vs. ULM, 11-13-16
OREB	5 vs. HBU, 12-28-16
DREB	8 vs. Memphis, 11-25-16
REB	10 vs. Memphis, 11-25-16
AST	4 vs. Butler, 12-7-16
BLK	4 vs. Tulsa, 11-30-16*
STL	1 vs. LSU, 1-8-17*
MIN	31 vs. LSU, 1-8-17*

\*Most Recent

## CAREER HIGHS

Points	19, ORU, 12-10-15
FGM	8, ORU, 12-10-15
FGA	10, ORU, 12-10-15
	10, vs. Florida, 1-28-16 OT
FTM	7 vs. ULM, 11-13-16
FTA	12 vs. ULM, 11-13-16
OREB	7, #24 Missouri, 1-17-16
DREB	8 vs. Memphis, 11-25-16
REB	10 vs. Memphis, 11-25-16*
	10, vs. Florida, 1-28-16 OT
AST	4 vs. Butler, 12-7-16
BLK	4 at Tulsa, 11-30-16*
STL	1 vs. LSU, 1-8-17*
	2, at Auburn, 1-24-16 OT
MIN	33, ORU, 12-10-15
	39, at Auburn, 1-24-16 OT

\*Most Recent

## MISCELLANEOUS


	2016-17	Career
10+ Pts	9	16
15+ Pts	-	3
20+ Pts	-	-
10+ Rebs	1	5
15+ Rebs	-	-
Double-Double	1	4
5+ Ast	-	-
Led AR in Pts	2	5
Led AR in Reb	4	9
GP/GS	24/17	54/45

## HONORS

- Arkansas Academic Honor Roll (3.0-3.49 GPA) (Spring 2016)
- Nugget Classic All-Tournament Team

## NOTES

- Nine games with double digit points
- First double-double of the season with 10 points and 11 rebounds against Memphis
- Selected to the Nugget Classic All-Tournament Team
- Two games with four blocks (SHSU, Tulsa)
- Career-best four assists against Butler



**ALECIA COOLEY**

C | SR | 6-4 | EVANSTON, ILL.

## 16-17 GAME BY GAME

Opponent	Date	gs	min	Total		3-Pointers		Free throws		Rebounds				Other				pts	avg		
				fg-fga	pct	3fg-fga	pct	ft-fa	pct	off	def	tot	avg	pf	a	t/o	blk			stl	
SAM HOUSTON STATE	11/11/16	*	26	4-8	.500	0-0	.000	4-6	.667	2	3	5	5.0	0	0	2	4	1	12	12.0	
LA-MONROE	11/13/16	*	18	3-5	.600	0-0	.000	7-12	.583	1	5	6	5.5	1	2	1	1	0	13	12.5	
SOUTH DAKOTA	11/17/16	*	31	5-8	.625	0-0	.000	2-2	1.000	1	2	3	4.7	3	1	2	1	0	12	12.3	
STETSON	11/21/16	*	24	1-3	.333	0-0	.000	5-6	.833	3	6	9	5.8	3	3	4	0	1	7	11.0	
vs Memphis	11/25/16	*	26	4-6	.667	0-0	.000	2-2	1.000	3	8	11	6.8	1	2	2	0	0	10	10.8	
vs NAVY	11/26/16	*	18	2-4	.500	0-0	.000	0-0	.000	3	4	7	6.8	0	1	4	0	1	4	9.7	
at Tulsa	11/30/16	*	24	1-6	.167	0-0	.000	2-2	1.000	1	5	6	6.7	0	0	4	0	4	8.9		
TEXAS TECH	12/03/16	*	31	3-11	.273	0-0	.000	0-0	.000	3	4	7	6.8	2	0	3	1	1	6	8.5	
BUTLER	12/07/16	*	16	2-3	.667	0-0	.000	0-0	.000	1	3	4	6.4	1	4	1	1	0	4	8.0	
at Missouri State	12/11/16	*	20	2-5	.400	0-0	.000	0-0	.000	4	1	5	6.3	3	1	2	1	0	4	7.6	
NWST	12/18/16	*	18	1-2	.500	0-0	.000	5-6	.833	1	2	3	6.0	1	0	2	2	0	7	7.5	
ORU	12/21/16	*	20	3-6	.500	0-0	.000	5-5	1.000	2	2	4	5.8	0	0	1	0	1	11	7.8	
HOUSTON BAPTIST	12/28/16		18	5-7	.714	0-0	.000	0-3	.000	5	3	8	6.0	1	1	1	1	0	10	8.0	
at Ole Miss	01/01/17		15	4-6	.667	0-0	.000	4-6	.667	0	1	1	5.6	2	0	1	1	1	12	8.3	
#4 MISSISSIPPI STATE	01/05/17		25	0-1	.000	0-0	.000	2-2	1.000	2	2	4	5.5	0	1	1	1	0	2	7.9	
LSU	01/08/17	*	31	3-7	.429	0-0	.000	1-2	.500	4	3	7	5.6	2	0	3	2	1	7	7.8	
at Texas A&M	01/12/17	*	20	2-5	.400	0-0	.000	0-0	.000	3	0	3	5.5	1	0	0	0	1	4	7.6	
at Alabama	01/15/17	*	30	2-4	.500	0-0	.000	6-8	.750	2	3	5	5.4	3	0	1	2	0	10	7.7	
VANDERBILT	01/19/17	*	17	1-2	.500	0-0	.000	1-2	.500	0	3	3	5.3	1	0	0	1	0	3	7.5	
MISSOURI	01/23/17	*	22	3-5	.600	0-0	.000	4-6	.667	3	5	8	5.5	0	1	4	0	0	10	7.6	
at LSU	01/29/17		20	2-2	1.000	0-0	.000	1-2	.500	1	5	6	5.5	1	0	1	0	0	5	7.5	
UGA	02/02/17		5	0-0	.000	0-0	.000	0-0	.000	0	0	0	5.2	1	0	0	0	0	0	7.1	
#4 SOUTH CAROLINA	02/05/17		15	3-4	.750	0-0	.000	0-0	.000	2	2	4	5.2	1	0	0	0	0	6	7.1	
at Florida	02/09/17		19	0-3	.000	0-0	.000	0-0	.000	1	6	7	5.3	0	0	0	0	0	0	6.8	
Totals			17	509	56-113	.496	0-0	.000	51-72	.708	48	78	126	5.3	28	17	36	23	8	163	6.8

Games played: 24  
 Minutes/game: 21.2  
 Points/game: 6.8  
 FG Pct: 49.6  
 FT Pct: 70.8

Rebounds/game: 5.3  
 Assists/game: 0.7  
 Turnovers/game: 1.5  
 Assist/turnover ratio: 0.5  
 Steals/game: 0.3  
 Blocks/game: 1.0

## COOLEY'S CAREER STATISTICS

Season	gp-gs	min/avg	Total		3-Point		F-Throws		Rebounds				Scoring							
			fg-fga	pct	fg-fga	pct	ft-fa	pct	off	def	tot	avg	pf	fo	ast	to	blk	stl	pts	avg
2015-16	30-28	699/23.3	74-148	.500	0-0	.000	48-63	.762	50	95	145	4.8	49	2	16	34	11	11	196	6.5
2016-17	24-17	509/21.2	56-113	.496	0-0	.000	51-72	.708	48	78	126	5.3	28	0	17	36	23	8	163	6.8
TOTAL	54-45	1208/22.4	130-261	.498	0-0	.000	99-135	.733	98	173	271	5.0	77	2	33	70	34	19	359	6.6

## THE LAST TIME ...

// UA scored 110+  
110, vs. Providence (11/16/98)  
// Scored 100 points at home  
101, Houston Baptist, 12-28-16  
// Scored 100 points on the road  
108, Baylor (3-6-91; SWC Tourn., Dallas, Texas)  
// Scored 90 points on the road  
91, (91-80 Win in 3OT, 2-10-13, at Alabama)  
// Scored 70-79 points on the road  
72, vs. Binghamton (at New Mexico) (11-30-13)  
// Allowed 100 points  
100, #3 Connecticut (11-14-1998)  
// Allowed 80+ points  
90, at Texas A&M, 1-12-17  
// Allowed 70-79 points  
79 vs. #4 South Carolina, 2-5-17  
// Allowed 69-60 points  
69, Georgia, 2-2-17  
// Held opponent to 59-50 points  
57, at Florida, 2-9-17  
// Held opponent to 40-49 points  
40, Houston Baptist, 12-28-16  
// Held opponent to 39-30  
36, Northwestern State, 12-18-16  
// Held opponent under 45 points three cons. games  
45, SHSU (11-8-13, W 81-45);  
33 ORU (11-13-13, W 91-33);  
45, Furman (11-16-13, W, 74-45)  
// Held an SEC opponent under 50 points in 3 cons. games  
47, Auburn (1-29-15, W, 52-47); 42, Alabama  
(2-1-15, W, 53-42); #24/21 Georgia (2-9-15, W, 54-48)  
// Held opponent to 29 points or less  
23, Binghamton, 11-30-13  
// Scored 90-99 points  
91 vs. Memphis, 11-25-16  
// Scored 80-89 points  
86, Mississippi Valley State (12-28-15)  
// Scored 70-79 points  
70 vs. Navy, 11-26-16  
// Scored 60-69 points  
66, Georgia, 2-2-17  
// Was held to 50-59  
53, at Florida, 2-9-17  
// Was held to 49-40  
49 vs. #4 South Carolina, 2-5-17  
// Was held to 39-20  
32, at No. 2 South Carolina (1-3-16)  
// Was held to 20 or less  
N/A  
// Held an opponent under 15 points in a half  
13, Northwestern State, 12-18-16  
// Won an overtime game  
91-80 Win in 3OT, 2-10-13, at Alabama  
// Lost an overtime game  
Florida (71-66), 1-28-16  
// Won a double overtime game  
73-72, vs. Florida (1-29-12)  
// Lost a double overtime game  
N/A  
// Won a triple overtime game  
91-80 Win in 3OT, 2-10-13, at Alabama  
// Played consecutive overtime games  
1-24-16 at Auburn (lost); 1-28-16 vs Florida (lost)  
// Won a regular season tournament  
Nugget Classic (Reno, Nev., Nov. 25-26, 2016)  
// Made 30-39 field goals  
38, Houston Baptist, 12-28-16  
// Made 20-29 field goals  
22, at Florida, 2-9-17  
// Made 10-19 field goals  
18 vs. #4 South Carolina, 2-5-17  
// Held opponent under 15 field goals  
14, Houston Baptist, 12-28-16

// Made 10 three-point field goals  
10, Georgia, 2-2-17  
// Did not make a three point basket (began in 1986)  
0-10, at Mississippi State (L 44-47), 2-3-13  
// Made 30 free throws  
38 at Florida (38-54); (2-22-04)  
// Made 15+ Free Throws  
15, Houston Baptist, 12-28-16  
// Shot 40-49 or better from the field  
45.0 (27-60) at Alabama, 1-15-17  
// Shot 50-59 or better from the field  
52.1 (38-73), Houston Baptist, 12-28-16  
// Shot 60 percent or better from the field  
.600 (36-60) vs. Ole Miss (W, 93-52; 3-3-13)  
// Held to less than 40 percent from the field  
36.7% (18-49), at Florida, 2-9-17  
// Held to less than 30 percent from the field  
27.7 (18-65) vs. #4 South Carolina, 2-5-17  
// Held to less than 20 percent from the field  
.182 (10-55) vs. No. 6/7 Tennessee (1-8-12; L, 38-69)  
// Allowed opponent to shoot over 50% from the field  
66.0 (35-53), at Texas A&M, 1-12-17  
// Held opponent to less than 40% from the field  
35.7% (20-56), at Florida, 2-9-17  
// Held opponent to less than 30% from the field  
29.2 (7-24) at Alabama, 1-15-17  
// Held opponent to less than 20% from the field in a single half:  
.136 (3-22), First Half, Binghamton, 11-30-13  
.200 (5-25), First Half, MVSU, 12-28-13  
.200 (5-25), First Half, Grambling State, 12-29-14  
// Held opponent under 15% from three-point distance  
.143 (2-14) at Tulsa, 11-30-16  
// Had 70+ rebounds  
74, Mississippi Valley State (11-24-89)  
// Had 60-69 rebounds  
65, Grambling State, 12-29-14  
// Had 50-59 rebounds  
51, Houston Baptist, 12-28-16  
// Had five or more blocked shots in a game  
5, at LSU 1-29-17  
// Had 20 or more assists in a game  
27, Houston Baptist, 12-28-16  
// Had 20 or more steals in a game  
20, ORU (11-13-13)  
// Had 15 or more steals in a game  
16, at Florida, 2-9-17  
// Had 20 or more turnovers in a game  
22, at LSU, 1-29-17  
// Forced 20-25 or more Turnovers in a game  
25, at Florida, 2-9-17  
// Defeated a ranked team  
77-76, #17/16 Iowa (Las Vegas), 12-18-14  
54-48, #24/21 Georgia, 2-9-15  
57-55, No. 22/25 Northwestern, 3/20/15  
67-61, No. 13 Texas A&M, 1-7-16  
64-59, No. 13 Tennessee, 1-14-16  
64-52, No. 24 Missouri, 1-17-16  
// Defeated a ranked team on the road  
57-53, at #19/18 LSU, 2-23-14  
77-76, #17/16 Iowa (Las Vegas), 12-18-14  
// All-time SEC win streak  
8 games (1-15-12: Auburn through 2-15-12: at Auburn)  
// All-time SEC home win streak  
5 games (1-15-12: Auburn through 2-9-12: S. Carolina)

## THE LAST TIME A RAZORBACK PLAYER ...

// Scored 20-24 points  
20, Aaliyah Wilson, at Texas A&M, 1-12-17  
// Scored 25-29 points  
26, Jessica Jackson vs. Georgia, 2-2-17  
// Scored 30+ points  
34, Jessica Jackson, Houston Baptist, 12-28-16  
// Scored 20+ points seven times in a season  
Jessica Jackson, 2013-14 (22 vs. MTSU, 22 at Missouri, 23 at Florida, 24 at Georgia, 31 vs. Ole Miss, 23 at Kentucky, 25 at LSU)  
// Scored 20+ points eight times in a season  
Jessica Jackson, 2015-16 (20 vs. SHSU; 24 at SDSU; 29 vs. Tulsa, 22 vs. La.; 22 vs. No. 5 Texas; 20 at No. 5 MSU; 25 vs. #13 Tennessee; 25 vs. Alabama; 20)  
// Double figures in 15 consecutive games (Season)  
Jessica Jackson, 11/11/16-; LSU 1-8-17  
// Scored 23+ points in three consecutive games  
Jessica Jackson (24 at Georgia 1-16-14, 31 vs. Ole Miss 1-19-14, 23 at Kentucky 1-26-14)  
// Three players scored double figures in 1 game at Florida, 2-9-17 (Jackson, Mason, Cosper)  
// Four players scored double figures in 1 game at Ole Miss, 1-1-2017 (Jackson, Swenson, Mason, Cooley)  
// Four players scored doubles figures in a game for 4 consecutive games  
12-6-12 - 12-21-12; vs. Kansas, Furman, MVSU, and NSU  
// Five players scored double figures in 1 game at Alabama, 1-15-17 (Monk, Mason, Cosper, Cooley, Swenson)  
// Made 10+ field goals in a game  
12, Jessica Jackson, Houston Baptist, 12-28-16  
// Attempted 15-20 field goals in a game  
156, Jessica Jackson at Florida, 2-9-17  
// Attempted 20+ field goals in a game  
23, Jessica Jackson vs. Georgia, 2-2-17  
// Attempted 10 free throws in a game  
16, Jessica Jackson vs. Georgia, 2-2-17  
// Made 5 or more three-pointers in a game  
5, Jessica Jackson at #19/18 LSU, 2-23-14  
// Attempted 10+ three-pointers in a game  
11, Bria Pitts at #19/18 LSU, 2-23-14  
// Had 10-14 rebounds  
10, Jessica Jackson, at Ole Miss, 1-1-2017  
// Had 15+ rebounds  
20, Melissa Wolff, New Orleans, 1-30-15  
// Had 10 offensive rebounds - Records go back to 05-06  
11, Melissa Wolff vs. New Orleans (1-30-15)  
// Had 10 defensive rebounds - Records go back to 05-06  
11, Jessica Jackson, LSU (2/22/15)  
// Had 10+ assists  
10, Jaielyn Mason, at Ole Miss, 1-1-2017  
// Had 10+ assists in consecutive games  
Jaielyn Mason (11 vs. HBU, 12-28-16 and 10 at Ole Miss, 1-1-17)  
*Calli Berna (11 vs. No. 10/8 KY 2/7/13 and 11 at UA 2/10/13)*  
// Had 5+ blocks in a game  
(3x) 5, Jessica Jackson (vs. ORU, 11-13-13); (No. 25 Vanderbilt, 2-20-14); (at Tulsa, 12-14-14)  
// Had 10 or more blocks in a game  
9, Robyn Irwin vs. SMSU, 12-19-88 (school record)  
// Had 5 or more steals in a game  
6, Malica Monk at Florida, 2-9-17  
// Had a double-double  
10/10 asst, Jaielyn Mason, at Ole Miss, 1-1-2017  
11/10, Jessica Jackson, at Ole Miss, 1-1-2017  
// Had a double-double in two straight games  
2016-17, Jessica Jackson 43/10 vs. HBU, 12-28-16 and 11/10 at Ole Miss, 1-1-17  
2016-17, Jaielyn Mason, 10/11 vs. HBU, 12-28-16 and 10/10 at Ole Miss, 1-1-17

2015-16, Jessica Jackson 13/10 vs. SE Louisiana, 11-13-15; 20/13 vs. SHSU, 11-15-15  
// Had two players record a double-double  
10/10 asst, Jaielyn Mason, at Ole Miss, 1-1-17  
10/11, Jessica Jackson, at Ole Miss, 1-1-17  
// Had six double-doubles in a season  
Melissa Wolff, 2014-15 (Nicholls, Savannah State, Richmond, Grambling State, Tennessee, Northwestern)  
// Had 10+ double-doubles in a season  
2006-07, Lauren Ervin (14)  
// Had a triple-double  
14 pts, 13 reb, 12 asts, C'eira Ricketts vs. Auburn (1-18-2009)

16-17 BOX SCORES



Arkansas 71 - Sam Houston State 39 | Nov. 11, 2016 | Fayetteville, Arkansas

Sam Houston State 39 • 0-1

Box score for Sam Houston State vs Arkansas 71. Includes player stats for COOPER, ASHLEIGH, MCCANTS, JASMINE, ORAMAS, JENNIFER, DAY, MORGHEN, HARRRELL, RACHEL, DELANEY, ANGELA, NWOSAH, ANN, HARSTON, TIA, BAXTER, LYDIA, SOLOMON-POWELL, E., BORDEN, CHELSEY, MCKINNEY, KIERA. Totals: 14-52 FG, 4-21 3-Ptr, 7-8 FT-FTA, 13 25 38 Rebounds, 18 39 PF, 7 27 2 4 Totals.

ARKANSAS 71 • 1-0

Box score for Arkansas 71 vs Sam Houston State 39. Includes player stats for JACKSON, Jessica, ZIMMERMAN, Bailey, COOLEY, Alecia, MONK, Malica, MASON, Jaily, SWENSON, Keiryn, WILLIAMS, Kiara, FREEMAN, Briunna, STOUT, Sydney, DANBERRY, Jordan. Totals: 24-55 FG, 7-14 3-Ptr, 16-23 FT-FTA, 10 25 35 Rebounds, 14 71 PF, 16 11 5 10 Totals.

Officials: Brian Hall, Meadow Overstreet, Eric Baker
Technical fouls: Sam Houston State-None. ARKANSAS-None.
Attendance: 4330
Elementary Day
Estimated Actual Attendance: 4,277
Fouled out: SHSU #22, McCants (6:33 4Q)

Score by periods table for Arkansas 71 vs Sam Houston State 39. Shows scores for 1st, 2nd, 3rd, 4th quarters and Total.

Points in Paint, Off T/O, 2nd Chance, Fast Break, Bench for Arkansas 71 vs Sam Houston State 39.

Last FG - SHSU 4th-01:41, AR 4th-00:56.
Largest lead - SHSU None, AR by 35 4th-03:01.
SHSU led for 00:00. AR led for 39:41. Game was tied for 00:17.

Score tied - 0 times.
Lead changed - 0 times.

Arkansas 92 - Louisiana Monroe 46 | Nov. 13, 2016 | Fayetteville, Arkansas

La-Monroe 46 • 1-1

Box score for Louisiana Monroe vs Arkansas 92. Includes player stats for CORTEZ, GABRIELLA, RATLIFF, STEPHANIE, COLLINS, ALEXIS, MARKER, LAUREN, MOODY, CARISSA, JACKSON, ANDREANNA, OESTRICH, LOGAN, BRIGGS, TANISHA, ARCHER, LONDON, ANDERSON, DANI. Totals: 15-68 FG, 2-19 3-Ptr, 14-19 FT-FTA, 20 23 43 Rebounds, 23 46 PF, 5 17 4 3 Totals.

ARKANSAS 92 • 2-0

Box score for Arkansas 92 vs Louisiana Monroe 46. Includes player stats for JACKSON, Jessica, ZIMMERMAN, Bailey, COOLEY, Alecia, MONK, Malica, MASON, Jaily, SWENSON, Keiryn, WILLIAMS, Kiara, FREEMAN, Briunna, STOUT, Sydney, COSPER, Devin, DANBERRY, Jordan. Totals: 32-65 FG, 7-18 3-Ptr, 21-31 FT-FTA, 16 31 47 Rebounds, 17 92 PF, 16 8 5 12 Totals.

Officials: Bryan Enterline, Carla Fountain, Douglas Knight
Technical fouls: La-Monroe-None. ARKANSAS-None.
Attendance: 3156
Estimated Actual Attendance: 2,257
Fouled Out ULM: #35 Archer at 5:07 Q4

Score by periods table for Arkansas 92 vs Louisiana Monroe 46. Shows scores for 1st, 2nd, 3rd, 4th quarters and Total.

Points in Paint, Off T/O, 2nd Chance, Fast Break, Bench for Arkansas 92 vs Louisiana Monroe 46.

Last FG - ULM 4th-04:41, AR 4th-02:33.
Largest lead - ULM by 2 1st-09:13, AR by 48 4th-02:33.
ULM led for 00:20. AR led for 37:04. Game was tied for 02:36.

Score tied - 2 times.
Lead changed - 1 time.

Arkansas 70 - South Dakota 67 | Nov. 17, 2016 | Fayetteville, Arkansas

South Dakota 67 • 3-1

Box score for South Dakota vs Arkansas 70. Includes player stats for ARENS, BRIDGET, FOGG, ABIGAIL, ARENS, ALLISON, BRADLEY, JAYCEE, DUFFY, CIARA, SEVERYN, KAITLYN, FREDERICK, TAYLOR, MCKEEVER, MADISON, LIVERINGHOUSE, KATE. Totals: 25-44 FG, 11-21 3-Ptr, 6-8 FT-FTA, 3 18 21 24 Rebounds, 67 15 21 2 5 Totals.

ARKANSAS 70 • 3-0

Box score for Arkansas 70 vs South Dakota 67. Includes player stats for JACKSON, Jessica, ZIMMERMAN, Bailey, COOLEY, Alecia, MONK, Malica, MASON, Jaily, SWENSON, Keiryn, FREEMAN, Briunna, COSPER, Devin, DANBERRY, Jordan. Totals: 25-56 FG, 6-15 3-Ptr, 14-27 FT-FTA, 17 16 33 14 Rebounds, 70 11 11 2 12 Totals.

Officials: Lisa Mattingly, Susan Blauch, Brian Garland
Technical fouls: South Dakota-None. ARKANSAS-None.
Attendance: 1054
Estimated Actual Attendance: 572

Score by periods table for Arkansas 70 vs South Dakota 67. Shows scores for 1st, 2nd, 3rd, 4th quarters and Total.

Points in Paint, Off T/O, 2nd Chance, Fast Break, Bench for Arkansas 70 vs South Dakota 67.

Last FG - USD 4th-00:02, AR 4th-02:30.
Largest lead - USD by 4 3rd-08:24, AR by 12 4th-08:06.
USD led for 06:41. AR led for 32:52. Game was tied for 00:24.

Score tied - 0 times.
Lead changed - 5 times.

Arkansas 79 - Stetson 62 | Nov. 21, 2016 | Fayetteville, Arkansas

Stetson 62 • 4-1

Box score for Stetson vs Arkansas 79. Includes player stats for SAGERER, Sarah, BEY, Breana, SAUNDERS, Brianti, JOHNSON-MATTHEWS, G, CHAMBERS, Brittney, BEACH, McKenna, McMillan, Johanna, BEAL, DeAsia, COLCLOUGH, Kennedy. Totals: 23-57 FG, 5-21 3-Ptr, 11-13 FT-FTA, 2 18 20 18 Rebounds, 62 9 7 1 5 Totals.

ARKANSAS 79 • 4-0

Box score for Arkansas 79 vs Stetson 62. Includes player stats for JACKSON, Jessica, ZIMMERMAN, Bailey, COOLEY, Alecia, MONK, Malica, MASON, Jaily, WILSON, Aaliyah, SWENSON, Keiryn, WILLIAMS, Kiara, COSPER, Devin, DANBERRY, Jordan. Totals: 28-60 FG, 7-15 3-Ptr, 16-21 FT-FTA, 14 31 45 15 Rebounds, 79 17 12 1 3 Totals.

Officials: Tina Napier, Beverly Roberts, Dawn Marsh
Technical fouls: Stetson-None. ARKANSAS-None.
Attendance: 1179
Estimated Actual Attendance: 733

Score by periods table for Arkansas 79 vs Stetson 62. Shows scores for 1st, 2nd, 3rd, 4th quarters and Total.

Points in Paint, Off T/O, 2nd Chance, Fast Break, Bench for Arkansas 79 vs Stetson 62.

Last FG - STET 4th-00:58, AR 4th-00:23.
Largest lead - STET None, AR by 18 3rd-09:16.
STET led for 00:00. AR led for 39:21. Game was tied for 00:39.

Score tied - 0 times.
Lead changed - 0 times.















00

**JESSICA JACKSON**  
6-3 | F | SR | Jacksonville, Ark.



2

**AALIYAH WILSON**  
5-10 | G/F | FR | Muskogee, Okla.



3

**MALICA MONK**  
5-5 | G | SO | N. Little Rock, Ark.



4

**KEIRYN SWENSON**  
6-1 | G/F | SO | Wichita, Kan.



10

**KIARA WILLIAMS**  
6-1 | F/C | FR | Little Rock, Ark.



14

**JAILYN MASON**  
5-9 | PG | FR | Mason, Ohio




20

**SYDNEY STOUT**  
6-0 | F | FR | Bixby, Okla.



21

**DEVIN COSPER**  
5-10 | G | JR | Coffeyville, Kan.



22

**BAILEY ZIMMERMAN**  
6-0 | G/F | SO | St. Vincent, Ark.



35

**ALECIA COOLEY**  
6-4 | C | SR | Evanston, Ill.



42

**YASMEEN RATLIFF**  
6-5 | C | FR | Alpharetta, Ga.



HC

**JIMMY DYKES**  
Arkansas, 1985 | 3rd Season



AC

**TARI CUMMINGS**  
Oklahoma State, 2003 | 6th Season



AC

**TOMMY DEFFEBEAUGH**  
Drury College, 1985 | 2nd Season



AC

**CHENEL HARRIS**  
Kent State, 2010 | 1st Season